

Broadway 100mm



A Large Format Modern Paver

Broadway 100mm is a large profile paver designed for commercial and residential applications. Broadway 100mm is able to withstand extreme loads and constant wear, making it especially suitable for commercial projects. Boasting a large array of sizes and colors in a modern profile makes Broadway 100mm a highly versatile paver suited for beautiful driveways, paths and patios.



Driveways



Grand Patios



Patios



Pools



Paths



Thoroughfares

SIZES (L X W X H)



900 x 900 x 100 mm
35.43 x 35.43 x 3.94



900 x 450 x 100 mm
35.43 x 17.71 x 3.94



600 x 300 x 100 mm
23.62 x 11.81 x 3.94 in



300 x 300 x 100 mm
11.81 x 11.81 x 3.94 in



300 x 150 x 100 mm
11.81 x 5.91 x 3.94 in



451 x 76 x 100 mm
17.76 x 2.99 x 3.94 in

COLOURS



Charcoal (Dark Grey)



Natural (Light Grey)



Perfetto
Cosmo Black



Perfetto
Regency White



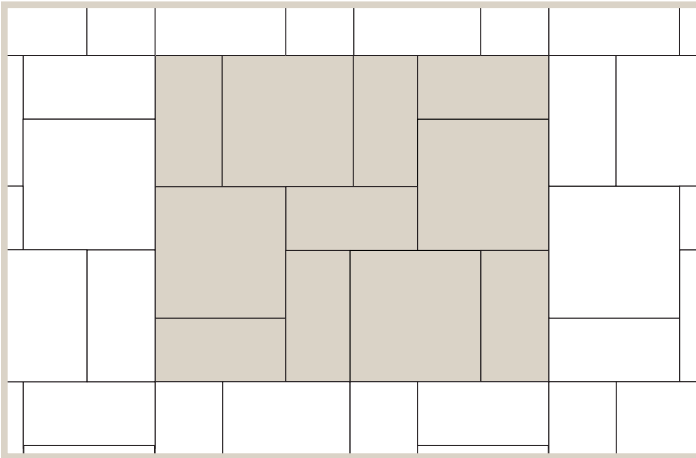
Sterling



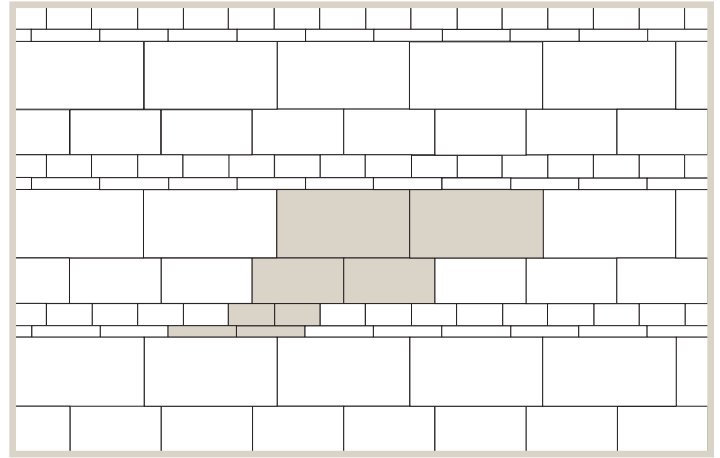
Ash (Medium Grey)

***SPECIAL ORDER ONLY**

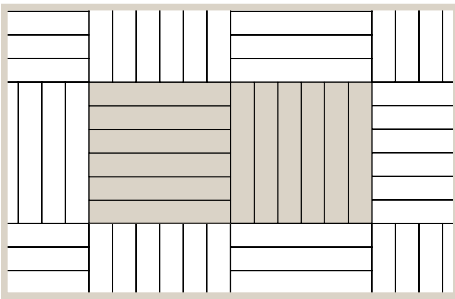
PATTERNS



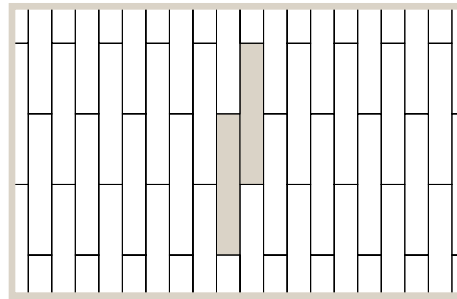
Pattern 1




Pattern 2



Pattern 5



Running Bond



Herringbone

INSTALLATION NOTES

Barkman recommends the use of polymeric sand for commercial applications. A plate compactor should be used over the entire surface following installation.

For more in depth installation guides for specific products, visit BarkmanConcrete.com.

BUNDLE CONFIGURATIONS

DESCRIPTION	UNIT					PALLET ROW			PALLET				
	SIZE (L X W X H)		FACE AREA		WEIGHT	NO. OF UNITS	FACE AREA		NO. OF UNITS	NO. OF ROWS	FACE AREA		WEIGHT
	MM	IN	M ²	SQ FT	LB		M ²	SQ FT			M ²	SQ FT	LB
451 x 76 x 100	451 x 76 x 100	17.76 x 2.99 x 3.94	0.03	0.33	17.28	-	-	-	132	-	4.37	47	2280
300 x 150 x 100	300 x 150 x 100	11.81 x 5.91 x 3.94	0.05	0.48	22.93	-	-	-	90	-	4	43	2064
300 x 300 x 100	300 x 300 x 100	11.81 x 11.81 x 3.94	0.09	0.97	46.22	18	1.62	17.46	72	4	6.5	70	3328
600 x 300 x 100	600 x 300 x 100	23.62 x 11.81 x 3.94	0.18	1.97	92	-	-	-	36	-	6.5	70	3312
900 x 450 x 100	900 x 450 x 100	35.43 x 17.71 x 3.94	0.4	4.33	198	6	2.4	25.98	12	2	4.82	52	2376
900 x 900 x 100	900 x 900 x 100	35.43 x 35.43 x 3.94	0.8	8.7	398	-	-	-	6	-	4.82	52	2388

Steinbach Office

152 Brandt Street
Steinbach, MB R5G 0R2
T (800)-461-2278
F (204)-326-5915

Winnipeg Office

901 Gateway Road
Winnipeg, MB R2K 3L1
T (800)-342-2879
F (204)-663-4854

Vancouver Office

2104-290 Newport Drive
Port Moody, BC V3H 5N2
T (778)-689-7670
F (604)-949-0321

Calgary Office

813 McCool St. Box 1136
Crossfield, AB T0M 0S0
T (403)-946-4630
F (403)-946-4631

