


barkman™

Integrated Commercial Solutions

Issue One





Building the foundation of a solid partnership

It is the responsibility of Barkman Concrete to understand that as design professionals and key decision makers, we cannot set you up for failure.

We get it. Commercial projects are prominent, costly in the public eye and held to a different standard than someone's backyard project. This of course leads to increased pressure on your end to ensure that all aspects of the project succeed and stand the test of time.

The Broadway series of pavements is a signal to the design and construction community that we are serious about precast technology and to the growth of your business. Call us today and let's start a partnership that moves cities and businesses forward.

Interlocking Concrete Pavement: Technical Data

When we think of pavements, the first thing that often comes to mind is concrete and asphalt. Both materials play a vital role in the infrastructure of our cities and towns. Whether it’s ensuring that we can get to where we need to go [by road or foot], helping us safely and comfortably navigate through a national park or creating a public space where we can gather – concrete and asphalt pavements help us accomplish what it is we set out to do.

We at Barkman focus on interlocking concrete pavements, which date back to the time of the Roman Empire. At that time, roads were constructed with tightly-fitted natural stone paving units that were set on top of a compacted aggregate base. It wasn’t until the 1940’s that concrete pavers were developed in the Netherlands, as a replacement for clay brick that were used to build streets.

As is apparent in the name of the pavement, interlock is key to the overall structural performance of an interlocking concrete pavement. For an interlocking concrete pavement to function as intended, three types of interlock must be achieved – vertical, horizontal and rotational.



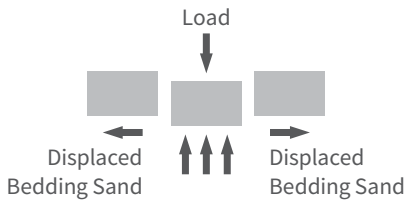
For purpose of this booklet, interlock will be defined as ‘the inability for a paver to move independently from its neighbours’.



All information outlined in this document are from ICPI technical specifications (www.icpi.org). Barkman Concrete Ltd. is a proud member of ICPI.

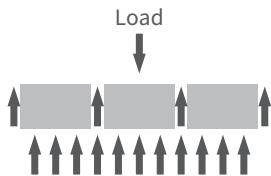


No Vertical Interlock

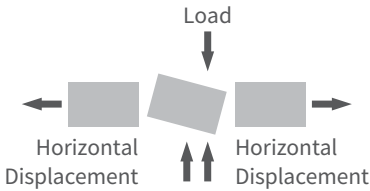


Vertical Interlock

The shear transfer or loads to surrounding paving units within the pavement through jointing sand, is how vertical interlock is achieved.

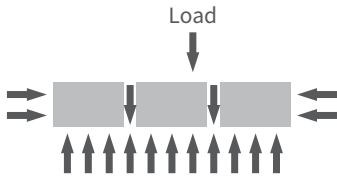


No Rotational Interlock

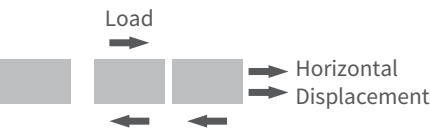


Rotational Interlock

Pavers that meet both the recommended plan and aspect ratios, are of sufficient thickness while being placed closely together and restrained by an edge restraint (such as a concrete curb) are all factors that play into both achieving and maintaining rotational interlock. The implementation of a ‘slight crown’ in the cross section of the pavement further enhances rotational interlock, while also assisting with drainage.

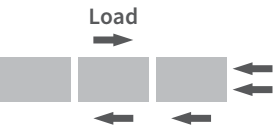


No Horizontal Interlock



Horizontal Interlock


Specific laying patterns designed to disperse forces throughout the pavement is a primary way to achieve horizontal interlock.



Interlocking Concrete Pavements can be utilized for many different purposes and applications, including but not limited to, sidewalks/pathways, streets, parking lots and plazas – with each presenting their own unique design and construction best practices, guidelines and techniques. While vertical, horizontal and rotational interlock may not be as critical for areas not susceptible to vehicular traffic, such as pathways, the one thing that all these different applications have in common is that they require the following:

- Compacted Aggregate Base underneath the pavement that has been designed and constructed based upon native soil type, subgrade soil drainage and moisture, expected traffic loading and climate.
- Bedding Layer that is installed with sand that conforms to CSA A23.1 (commonly known as concrete sand) that has been spread and screeded to a non-compacted nominal 25 mm thickness. Limestone screenings, masonry sand or stone dust should never be used.
- Appropriate paver or slab has been selected, that is project specific.
- Product selection that is based upon the design and performance requirements of the pavement and that consider the strengths or limitations of each respective product.
- Installed and maintained as per the best practices and techniques that have been researched and set out by the Interlocking Concrete Pavement Institute.

For more information, see ICPI technical specs at www.icpi.org.



Interesting Fact: Historically, testing has shown that herringbone patterns (as detailed in the figure above) are best for maintaining interlock – with the 45° pattern being the most effective in heavy vehicular applications.

It's What's Underneath that Counts



Compacted Native Soil Subgrade

Preparation of the native soil subgrade is critical to the performance of an interlocking concrete pavement. Large rocks, roots, organic material and all other debris should be removed from the native soil subgrade and in turn be replaced with the crushed aggregate material that will be used to construct the compacted aggregate base. From there, the soil subgrade should

be compacted to a minimum 98% standard Proctor density, with modified Proctor density being the preferred standard to use for vehicular applications. The overall success of an interlocking concrete pavement begins with a native soil subgrade that has been prepared and compacted as per the standards and guidelines set out by the Interlocking Concrete Pavement Institute.

Compacted Aggregate Base Layer

The functionality, lifespan and success of an interlocking concrete pavement application is directly related to the compacted aggregate base installed beneath it. Each unique project requires that a proper base design and materials be determined based upon several different variables. Contact your local Barkman representative for more information.

Screeded Bedding Layer

Like the compacted aggregate base, the screeded bedding layer plays a vital role in the overall performance of an interlocking concrete pavement application. The Interlocking Concrete Pavement Institute states that precast concrete pavers should be installed on top of an uncompacted 25 mm layer of concrete sand (CSA A23.1). For more information on what your commercial project will require, you can get in touch with your local Barkman representative.

The ICPI technical specifications are also great resources for application information. (www.icpi.org)



Flexible Pavement Systems

By design, the intent of flexible pavement systems is to distribute loads applied onto them to the compacted soil subgrade, by spreading them through consecutively weaker layers, with the highest quality materials being at or near the surface of the pavement.

Like asphalt pavements, Interlocking Concrete Pavements rely on the compacted aggregate base to provide overall stability to the system. As noted previously in this booklet, the design of the compacted aggregate base, which includes the correct aggregates to use, along with depth and required compaction level of each layer, amongst others, is greatly influenced by the strength of the native soil subgrade, climate and the expected loads that will be applied onto the pavement.

In colder climates, a key advantage that flexible pavements (and by association interlocking concrete pavements) have over rigid pavements, is that temperature variations due to changes in atmospheric conditions do not produce stresses on flexible pavement systems.

A distinct advantage that Interlocking Concrete Pavements have over their flexible pavement counterpart (asphalt pavements) is that the interlock created amongst pavers within the pavement allows for loads to be distributed over a wider surface area of the pavement – thus reducing and/or better dispersing the loads applied onto the native soil subgrade.

No different than any other form of pavement, it is essential that interlocking concrete pavements are designed, installed and maintained as per the best practices set out by the Interlocking Concrete Pavement Institute. The one thing that cast-in-place concrete and asphalt pavements have in common, is that best practices have been accepted and are most often followed. The same unfortunately can't be said for interlocking concrete pavements. Our goal at Barkman Concrete is to right this wrong and position Interlocking Concrete Pavements as exactly what they are – Pavements.

Perception vs. Reality

Common Misconception: Interlocking Concrete Pavements are simply decorative bricks that have been placed closely together to beautify the overall aesthetic of a landscape.

Reality: While aesthetics is an important and advantageous feature of interlocking concrete pavements, they are not the only one. From a fundamental standpoint, interlocking concrete pavements are no different than asphalt pavements – as they are both flexible pavement systems.

Interesting Fact: Interlocking Concrete Pavements are made up of pavers, not bricks.

Common Misconception: Interlocking Concrete Pavements do not require maintenance.

Reality: Like cast-in-place concrete and asphalt pavements, interlocking concrete pavements require preventive maintenance to make certain that they adequately meet their design intent and perform for the entirety of their expected life cycle.


Interesting Fact: Just like potholes in asphalt pavements need to be patched, so too do interlocking concrete pavements require pavers to be lifted and re-levelled/reset.



To learn more about interlocking concrete pavements from a product education, design, application and theory standpoint, book a Lunch and Learn today with a Barkman Representative.

Case Studies

Northeast Exchange District University of Calgary Rainy Lake Square



CASE STUDY

1 Northeast Exchange

Project: 2016 Northeast Exchange
Location: John Hirsch Place & Lily St., Winnipeg, MB
Landscape Architect: HTFC Planning & Design
Civil Engineer: WSP
Product: Broadway Family - 150 x 300 x 100 mm, 300 x 300 x 100 mm, 300 x 600 x 100 mm, 300 x 600 x 100 mm 'Letter Pavers'
Colour: Desert Buff
Project Owner: City of Winnipeg

Project Background

Working with WSP, HTFC developed a series of pedestrian-first streetscapes within the East Exchange District including heritage interpretive elements, public art, and innovative design in coordination with various City departments, CentreVenture, and local stakeholders. Streets redeveloped included Rorie, Market, Bertha, James, Elgin, Lily, Pacific and John Hirsch Place – the first shared pedestrian / vehicular street in Winnipeg. Borrowing space from the roadway, they created generous, comfortable and active environments with accessible sidewalks, safe pedestrian crossings, seating areas, public art, lighting improvements, sustainable tree planting, and on John Hirsch, a sustainable drainage system designed to capture surface runoff from the street and irrigate the trees.

Design Inspiration and The Use of Interlocking Concrete Pavers

John Hirsch Place: The lane was repaved with large concrete unit paving slabs (Broadway pavers), which are regionally manufactured, stronger than concrete pavement and faster and cheaper to repair. Pavers allowed us to create a unique paving pattern: the channel meanders of the former Brown's Creek are recalled through an abstracted paving pattern.

Lily: Broadway Paver Intersections - James, Rupert, Pacific & Alexander: Lily Street is the major north-south access into the East Exchange bringing people into the area and connecting side streets to the important cultural and heritage features in the District. Pavers are used at intersections to calm traffic and mark important pedestrian crossing by material, texture and colour change.

Author: James Hudson of HTFC Planning & Design



CASE STUDY

2 University of Calgary

Project: Taylor Institute for Teaching and Learning
Location: University of Calgary, AB
Landscape Architect: O2 Planning + Design
Product: Broadway Family - 100mm
Colour(s): White and Charcoal
Project Owner: University of Calgary

Project Background

The University of Calgary continues to upgrade and expand its public spaces on campus and with every new building project, comes new and exciting hardscape designs for the faculty and students that call the UofC home. The Taylor Institute for Teaching & Learning is one of several new buildings on campus that reflect the new approach using contemporary modern design.

Design Inspiration and The Use of Interlocking Concrete Pavers

The Barkman Broadway 300x300x100mm and 150x300x100mm were selected for this project and cover approximately 1000m² of area.

The colours used were a Face Mix charcoal and a Face Mix white. The white Face Mix Broadway pavers cover more than 50% of the area, and helped the site achieve LEED credits for the reflective surface and reduced heat island

effect specifications. The charcoal and white Broadway paving stones were installed in a predetermined pattern provided by the architect and the project was completed in the summer of 2015.

Barkman was also given the task of creating custom bench legs for this public space. The bench legs used a special aggregate mix, white cement and a light shot-blast finish to achieve the look that the designers wanted for this project.



Photo courtesy of the Fort Frances Times

CASE STUDY

3 Rainy Lake Square

Project: 2018 Rainy Lake Square
Location: Rainy Lake Square, Fort Frances, ON
Landscape Architect: Scatliff + Miller + Murray
Product: Broadway Family - 150 x 300 x 100 mm, 300 x 300 x 100 mm, 300 x 600 x 100 mm, 451 x 76 x 100 mm
Colour(s): Natural, Dark Grey, Ebony
Project Owner: Town of Fort Frances

Project Background

In early 2016, the Town of Fort Frances awarded Scatliff + Miller + Murray (SMM) with the Rainy Lake Square design, a 20 thousand square foot plaza in the heart of the community's downtown core. It was constructed on the site left vacant by the recent demolition of the historic but long abandoned Rainy Lake Hotel, with the intention to again provide a place for civic energy to flow and the social life of Scott Street to flourish.

Design Inspiration

The design of the Rainy Lake Square was inspired by the unique natural setting commonly found in the rugged landscapes of Northwestern Ontario. The glaciers of the last age played a huge role in carving out the many lake basins and giving form to the land as they dragged their way across the landscape. Even today, that powerful force is still on display in the rocks and landforms that reflect the direction in which those ice sheets receded. In turn, the

design of the Rainy Lake Square reinterprets those primal forces and their lasting effects on defining the region, its setting and its people.

The Use of Interlocking Concrete Pavers

Interlocking concrete pavers were selected as a surface partly for their practical aspects such as durability, versatility and ability to integrate into a wide variety of adjacent surfaces. But equally as important is their ability to introduce variations, patterns and in doing so, tell a story. At Rainy Lake Square, the paving pattern reinterprets the local geology and those formative glacial forces. The striated and rippling pattern of Broadway Pavers complete with inclusions strips of smaller format 318 Broadways reflect the appearance of those exposed rock outcrops that were ground down and left behind. It is a sight so familiar in the region that it speaks to the spirit of the place and to those that call the area, home.


Author: David Bodnarchuk of Scatliff + Miller + Murray



FEATURING
**FACE MIX
TECHNOLOGY**

Perfetto is the latest globally-patented colouring process utilizing Face Mix Technology, and it's the first of its kind in the Canadian market. The Perfetto process involves dropping the colour pigments on the surface of the paving stone rather than streaking the colour pigments on the surface. While some textured surfaces capture silts and lose their aesthetics over time, Perfetto's smooth

surface finish does not easily allow for dirt, silts, or debris to compromise its visual appeal. The resulting colours produced from the Perfetto process provide opportunities to showcase different patterns or accents for various installations. These colours can be combined with our other colour options, pushing the creative boundaries for residential and commercial applications.



Beauty and brawn, exactly where they're needed

Face Mix is a process implemented in our Hess plant which allows us to produce vibrant, rich colours and creative colour blends. It removes the coarse aggregate from the surface of the paving stone and brings in a higher level of colour and cement at the surface.

Colours are blended in different ways, via streaking or speckling to achieve the desired result. The resulting product using Face Mix Technology is composed of fine aggregates, high cement content and brilliant colours on the face, resulting in an extremely durable surface.

**FACE MIX
TECHNOLOGY**

Investing in Innovation

The Hess plant located at the Barkman main facility in Steinbach, Manitoba provides us the opportunity to explore creative possibilities with concrete through different production methods. One innovative process that we've currently implemented in our products is Face Mix Technology, which allows us to create vibrant, more intense colour mixes and blends.

Overall, Face Mix allows us to be creative in our colour offerings, helping us provide our customers with a variety of options.

Broadway: A paver with tremendous range

The Broadway family of pavers is truly designed for versatility. Available in a wide range of sizes and colours, Broadway is perfect for commercial applications. Its sleek and contemporary design allow these products to significantly enhance public spaces.

The Broadway family is made of 10 different pavers with varying dimensions. Designed to offer a wide range of options for different applications, the Broadway family is perfect for urban spaces that require more than just one size and shape of paver to complete the job. Broadway provides endless design possibilities, given its two different

thicknesses – the 65mm and the 100mm. Whether it is used for a large or small-scale project, the Broadway family of pavers provide elegance, class, and modernity to all hardscape installations while still maintaining uniformity and cohesion in its design.



Broadway 100mm









The 100 mm thick product(s) are rated for light vehicular traffic, while certain product(s) in the family can be installed in pavements that will be susceptible to heavy and/or substantial vehicular traffic. At 100 mm thick, this product line enables pavements constructed with it to attain the performance and durability that commercial projects/applications require. Broadway 100mm comes in 6 sizes, including

our 318 paver, which can help create lines and flow to any outdoor space. It works well when laid in an offset pattern and stands out even without the addition of other paver sizes. Aside from this plank size (451x76x100mm), the 100mm Broadway comes in 300x150mm, 300x300mm, 600x300mm, 900x450mm and 900x900mm which can be combined in different patterns that help create a visually stunning space

with multiple pieces for any installation. With vacuum plates that are regionally available to installers, it is incredibly easy to lay these on site and provides a great opportunity to install almost 10 square feet with a press of a single button to create endless modern design and application possibilities.

Sizes (L x W x H)

| | | | | | |
|---------------------------------------------------------------------------------------|---------------------------------------------------------------------------------------|--------------------------------------------------------------------------------------|--------------------------------------------------------------------------------------|--------------------------------------------------------------------------------------|--------------------------------------------------------------------------------------|
|  |  |  |  |  |  |
| 451 x 76 x 100 mm 17.76 x 2.99 x 3.94 in | 300 x 150 x 100 mm 11.81 x 5.91 x 3.94 in | 300 x 300 x 100 mm 11.81 x 11.81 x 3.94 in | 600 x 300 x 100 mm 23.62 x 11.81 x 3.94 in | 900 x 450 x 100 mm 35.43 x 17.71 x 3.94 in | 900 x 900 x 100 mm 35.43 x 35.43 x 3.94 in |



Broadway





65mm



On the other hand, the new 65mm thick pavers are especially designed and best suited for applications/ pavements that don't require a 100 mm thick product such as plazas, sidewalks and other pedestrian applications. This paver provides a more economical option with the same aesthetic as

the 100 mm thick product, which may not be required for pedestrian applications. Both the 100mm and 65mm Broadway paver sizes use the exact same size joint spacers, making transitions between vehicular to pedestrian areas easy and cost effective.

Sizes (L x W x H)

| | | | |
|-----------------------------------------------------------------------------------|------------------------------------------------------------------------------------|------------------------------------------------------------------------------------|-------------------------------------------------------------------------------------|
|  |  |  |  |
| 300 x 150 x 65 mm 11.81 x 5.90 x 2.56 in | 300 x 300 x 65 mm 11.81 x 11.81 x 2.56 in | 600 x 300 x 65 mm 23.62 x 11.81 x 2.56 in | 600 x 600 x 65 mm 23.62 x 23.62 x 2.56 in |



A Palette of Colour Options

As a manufacturer, we want to help expand your options in creating the specific look that you want to achieve for your projects. Explore our extensive colour palette and discover the perfect complement to your project's style and needs. All standard colours shown here can be special ordered in all paving stone sizes and styles, based on a minimum production run of 200 square metres. Special order custom colours are available upon request and by quote only. Actual colours may vary.

For more information on stocking colours for our products, go to barkmanconcrete.com


Grey Colour Scale



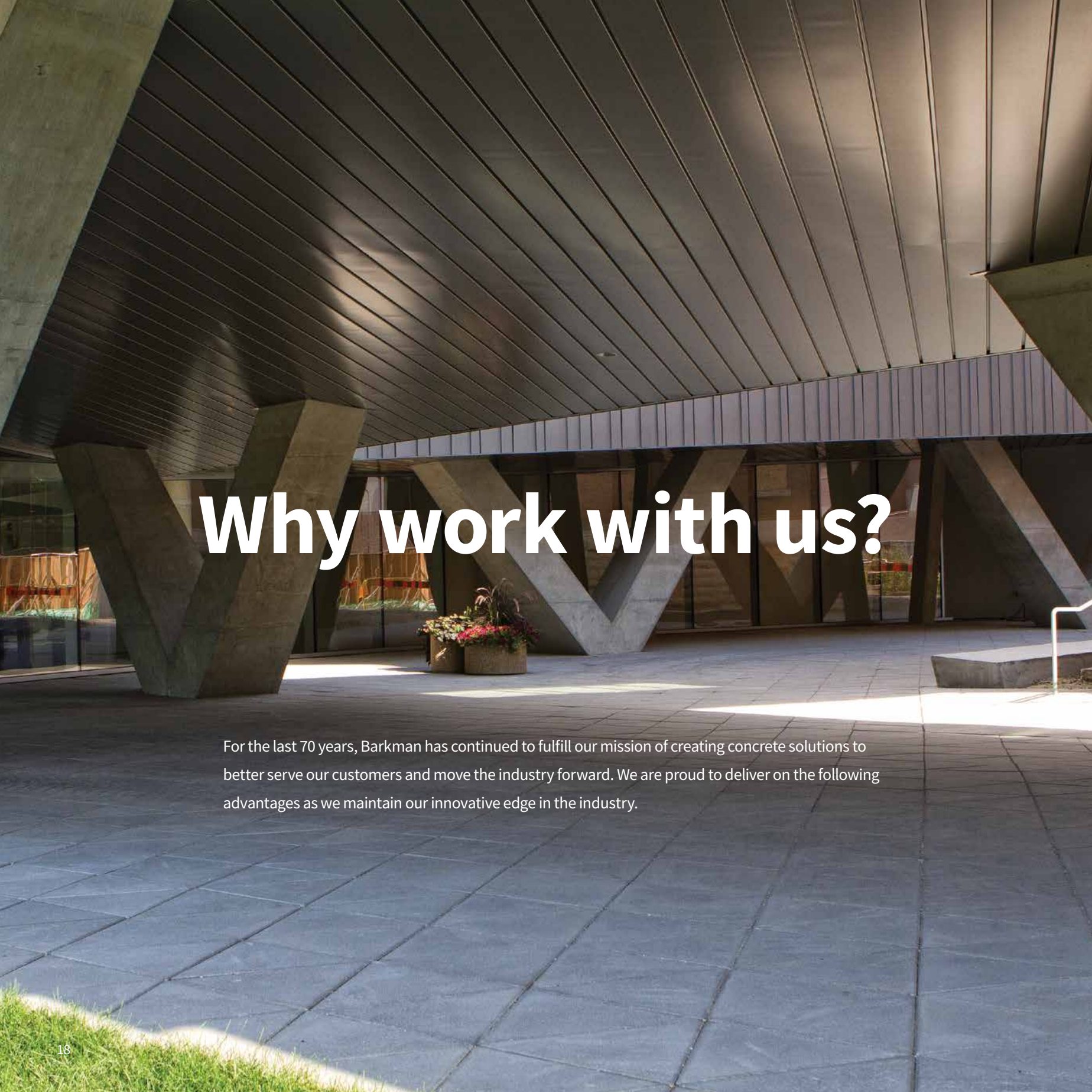
Earth Tones and Blends



Premium Colours and Blends



* Due to the Face Mix technology behind the Perfitto colouring process, Barkman will continue to develop new and amazing colours for the Perfitto line.



Why work with us?

For the last 70 years, Barkman has continued to fulfill our mission of creating concrete solutions to better serve our customers and move the industry forward. We are proud to deliver on the following advantages as we maintain our innovative edge in the industry.

Rigorous Product Testing



Comprehensive testing in our in-house laboratory enables us to meet or even exceed ASTM/CSA required standards. This include freeze-thaw testing (stress/weather resistant tests) and solar reflectance index, among other tests. These data points and corresponding results also allow us to react and respond to any customer inquiry concerning our products.

Research and Development



Our research and development team is committed to ensuring that all our products have been developed and engineered to provide the ultimate in durability, even in the harshest of climatic conditions. Whether it be creating a custom mix design to meet the needs of our customers or ensuring that we are up to date with all our manufacturing processes, our R&D team plays a vital role in all aspects of support to both Barkman's sales and operations teams.

Industry Experience



Since 1948, Barkman has manufactured precast concrete products for residential and commercial applications. Over the years, we have provided our customers with a thorough and diverse understanding of our products, their applications and the industry as a whole. From product education to technical expertise, our team is ready and willing to assist you in all matters related to your specific project.

We make a solid case.

Superior Production Capabilities



Operating since 2015, our Hess plant located at our head office in Steinbach, Manitoba, is a state-of-the-art manufacturing facility that features specialized, modern computer-driven equipment for optimum production capabilities. It is currently among the most advanced, world class paver facility in North America. Our state-of-the-art dry-cast manufacturing plant allows us to stay focused and committed to producing the highest quality precast concrete pavers, slabs and retaining wall blocks.

Commitment to Innovations



Barkman Concrete considers innovation as part of the fabric of our business, releasing several new products yearly. We understand that innovation is key in enabling us to serve you better. With a Product and Development team that focuses on customer feedback, along with studying the latest trends, we work hard to introduce products that are tailored to meet the needs and expectations of our commercial clientele.

Marketing



With an "outside in" perspective, our marketing department is driven to promote the Barkman brand across different channels, aiming to help our commercially focused customers to find the right products they need for their projects.



Project Delivery Support

At Barkman Concrete we understand that all phases of a project play a vital role in the overall success of your project. From design development to post construction, and everything in between, we are ready and willing to support you in all facets. To learn more about how your local Barkman Concrete Representative can assist you with all phases of your project, please feel free to contact them.



1

Concept Design/
Design Development

2

Construction
Documentation



3

Tendering/
Procurement

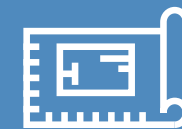
4

Construction



5

Post Construction/
Occupancy



Architextures Wall



The Architextures Retaining Wall System is unlike any other retaining wall system on the market. It is the first retaining wall system of its kind to use modern production techniques found in paving stone production and adapt them to create this unique, one of a kind modular wall system.

The advancements in the production process allows the Architextures retaining wall system to be manufactured “face up”, just like a paving stone. The result is a superior-quality, smooth, surface-face finish with a multitude of never-before-seen colour options in a retaining wall system.

Typical small block retaining wall systems are limited by the technology used in the manufacturing process. The Architextures Retaining Wall System takes a new approach and provides the modern, linear, and contemporary look that the other modular walls systems do not.

The added benefits of the Architextures retaining wall system is its unique interlocking design that creates a 1 degree batter (set-back). This is the first of its kind in the market to allow designers and installers to build with a modular system that is pre-designed with modern and linear elements already taken into consideration. The Architextures wall system will now provide a modular option to the typical cast-in-place commercial wall systems that can become costly to form and construct and because the Architextures wall system is a solid block modular system, it allows for other design elements like railings for ramps and stairs to be added in public areas.

Versatility, durability, quality, and contemporary modern linear design is what the Architextures retaining wall system from Barkman was designed for.

Architextures Colours



Sizes (L x W x H)



Standard
285 x 150 x 900 mm
11.22 x 5.90 x 35.43 in



Coping
285 x 150 x 900 mm
11.22 x 5.90 x 35.43 in




Closed Coping
285 x 150 x 900 mm
11.22 x 5.90 x 35.43 in



Corner
285 x 150 x 900 mm
11.22 x 5.90 x 35.43 in

Keystone Compac III Wall



Sizes (L x W x H)



Standard
203 x 457 x 305 mm
8 x 18 x 12 in



Corner
203 x 457.2x 228.6
8 x 18 x 9 in



Coping
100x 450 x 300 mm
3.94 x 17.71 x 11.81 in

Note: This is also an alternative coping to Architextures wall for a unique look.

Keystone Compac III is Barkman’s key structural concrete masonry segmental retaining wall product that caters to the demand of those in the design community. Keystone Compac III uses interlocking pins to create a positive connection, which is an advantage for reinforced grid walls. Unit dimensions are 203 mm h x 457 mm w x 305 mm d (8" x 18" x 12"). A contractor favorite, the Keystone Compac III unit is lighter than competitive products, weighing in at 32–34 kg (71–76 pounds). The unit’s design allows tight radius curves and includes a tail, making it easier to handle in the field. Coping and corner units are also available.


The biggest advantage of the Keystone Compac III is its design flexibility. The interlocking pin system allows for 3 different built in set-backs – 1 degree, 4.5 degree, and 8 degree batters. No other system on the market has these features designed into a single block.

An important aspect of the Keystone partnership is that it enabled us to deliver a structural wall product with unsurpassed aesthetics. Understanding Keystone’s innovation capabilities, we found a natural stone

retaining wall with the look we wanted to replicate. The stone surfaces were scanned and digital data was sent to Keystone to create molds for the six natural stone faces. These six unique hewn face textures capture the essence of carved stone like no other product in the market with our attractive colour blend options further enhancing the product.

On the code compliance front, Keystone has received confirmation from ICC Evaluation Service, LLC (ICC-ES), that the Keystone Retaining Wall System complies with the provisions of the 2009/2012/2015 International Building and Residential Codes and the 2013 California Building Code. The ICC-ES confirmation, published in evaluation report ESR-2113, helps code officials approve the use of Keystone products under these codes.

Keystone Compac III Colours



**British Columbia****Brian Nemez**

778 689 7670

bnemez@barkmanconcrete.com

**Saskatchewan****Matt Moses**

306 549 7544

mmoses@barkmanconcrete.com

**Southern Alberta****Darren Prebushewski**

403 803 0849

dpreb@barkmanconcrete.com

**Manitoba****August Wiens**

204 941 3399

awiens@barkmanconcrete.com

**Northern Alberta****Greg Kuczkowski**

780 984 6493

gkucz@barkmanconcrete.com

Steinbach Office

152 Brandt Street, Steinbach, MB R5G 0R2

T 204 326 3445 or 1 800 461 2278 F 204 326 5915

Steinbach@BarkmanConcrete.com

Calgary Office

813 McCool Street, Box 1136, Crossfield, AB T0M 0S0

T 403 946 4630 F 403 946 4631

Calgary@BarkmanConcrete.com

Saskatoon Distribution Center

3550 Idylwyld Drive North, Saskatoon, SK

T 306 549 7544

Winnipeg Office

901 Gateway Road, Winnipeg, MB R2K 3L1

T 204 667 3310 or 1 800 342 2879 F 204 663 4854

Winnipeg@BarkmanConcrete.com

Vancouver Office

2104-290 Newport Drive, Port Moody, BC V3H 5N2

T 778 689 7670 or 1 800 461 2278 F 604 949 0321

Vancouver@BarkmanConcrete.com

Kelowna Distribution Center

1904 Old Okanagan Highway, Westbank, BC

T 403 946 4630

Surrey Distribution Center

8157 132nd Street, Surrey, BC

T 403 946 4630