

barkman™

Romanstack® Wall



Structural Beauty

Create beautiful garden walls and retaining walls with RomanStack®. While offering the same colour and sizing options as StackStone®, RomanStack® features a rougher chiselled face than its counterpart.

RomanStack is designed with the do-it-yourself landscaper in mind. A tapered profile and tongue and groove design ensure quick and easy installation for both straight and curved walls.

This wall system produces a zero set back wall with textured, natural-looking surfaces at the front and back. Zero set back means that if no cutting is required on the first layer, no cutting will be necessary on subsequent layers.

SIZES (H X W X D)



Standard
102 x 203/152 x 203 mm
4 x 8/6 x 8 in



Coping
102 x 203/152 x 203 mm
4 x 8/6 x 8 in



Advanced Corner
102 x 280/203 x 203 mm
4 x 11/8 x 8 in

COLOURS



Charcoal



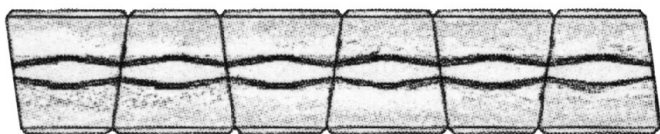
Sierra Grey



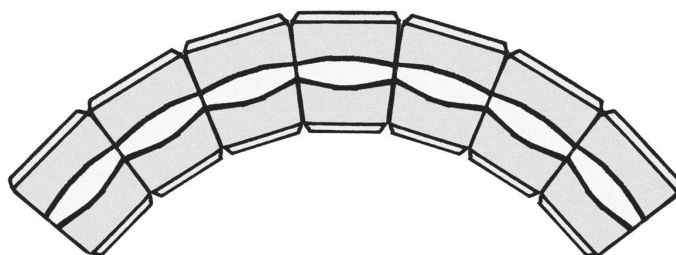
Garden Walls Grand Walls

CONSTRUCTION DETAILS

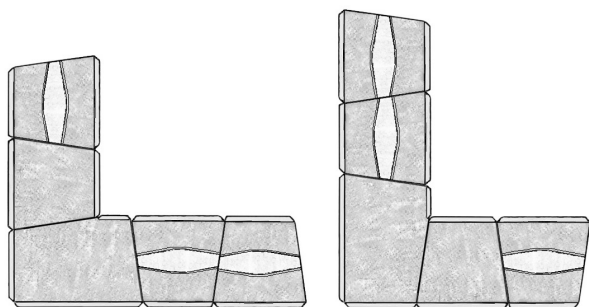
To calculate pieces required, multiply the wall length, in feet, by 1.72. This will give you the number of pieces required per layer. Then multiply this by the number of layers to determine total quantity required. Please note that 1.72 is the multiplier used for both the standard and coping units. It's recommended to go a maximum of 2' height.



To construct a solid wall, the larger faces of adjacent units should be aligned on opposite sides of the wall. This creates a straight wall with a continuous stone face on both sides.



The minimum radius for a curve using RomanStack® is 29" outside and 21" inside. For inside curves, either the larger or smaller face can be used for the face of the wall. For outside curves, only the larger face can be used for the face of the wall (23 pieces will make a 42" inside diameter circle).



Corners are made using Advanced Corner units. Arrange these units as shown, making sure to alternate patterns of standard and coping units with odd and even courses.

BUNDLE CONFIGURATIONS

DESCRIPTION	UNIT					PALLET ROW			PALLET				
	SIZE (D X H X W)		FACE AREA		WEIGHT	NO. OF UNITS	FACE AREA		NO. OF UNITS	NO. OF ROWS	FACE AREA		WEIGHT
	MM	IN	M²	SQ FT	LB		M²	SQ FT			M²	SQ FT	LB
Standard	102 x 203/152 x 203	4 x 8/6 x 8	0.02	0.22	18	24	0.5	5.35	120	5	2.48	26.75	2160
Coping	102 x 203/152 x 203	4 x 6/4 x 8	0.02	0.22	18	24	0.5	5.35	120	5	2.48	26.75	2160
Advanced Corner	102 x 280/203 x 203	4 x 11/8 x 8	0.02	0.22	27	12	-	-	48	4	0.99	10.7	1296

Steinbach Office

152 Brandt Street
Steinbach, MB R5G 0R2
T (800)-461-2278
F (204)-326-5915

Winnipeg Office

901 Gateway Road
Winnipeg, MB R2K 3L1
T (800)-342-2879
F (204)-663-4854

Calgary Office

813 McCool St. Box 1136
Crossfield, AB T0M 0S0
T (403)-946-4630
F (403)-946-4631

Vancouver Office

Port Moody, BC
T 1 800 461 2278
F (604)-949-0321

Merritt Office

1132 Midday Valley Rd
Merritt, BC V1K 1M9
T (778)-661-1408

