

# Broadway 65mm



## A Large Format Modern Paver

Broadway is a large profile paver suited for nearly any application. This 65mm thick paver is especially designed for residential projects that don't require the thickness of a commercial location. This dry cast product is made by compressing a dry concrete mix then baking it to cure. Its sleek and contemporary design lends itself to beautiful driveways, paths and patios. The 600 x 600 paver is also an excellent choice for rooftop applications.



Pools



Paths



Grand Patios



Patios

### SIZES (L X W X H)



600 x 600 x 65 mm  
23.62 x 23.62 x 2.56 in



600 x 300 x 65 mm  
23.62 x 11.81 x 2.56 in



300 x 300 x 65 mm  
11.81 x 11.81 x 2.56 in



300 x 150 x 65 mm  
11.81 x 5.90 x 2.56 in


### COLOURS



Natural (Light Grey)



Ash (Medium Grey)



Charcoal (Dark Grey)




Sterling



Sandstone



Amber



Quartz

## INSTALLATION NOTES

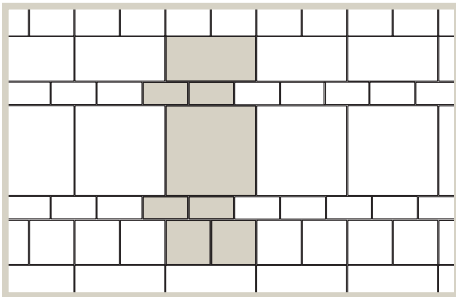
Barkman recommends the use of polymeric sand for commercial applications. A plate compactor should be used over the entire

surface following installation. For more in depth installation guides for specific products, visit [BarkmanConcrete.com](http://BarkmanConcrete.com).

## BUNDLE CONFIGURATIONS

DESCRIPTION	UNIT					PALLET ROW			PALLET				
	SIZE (L X W X H)		FACE AREA		WEIGHT	NO. OF UNITS	FACE AREA		NO. OF UNITS	NO. OF ROWS	FACE AREA		WEIGHT
	MM	IN	M <sup>2</sup>	SQ FT	LB		M <sup>2</sup>	SQ FT			M <sup>2</sup>	SQ FT	LB
300 x 150 x 65	300 x 150 x 65	11.81 x 5.90 x 2.56	.04	.48	16	-	-	-	240	-	10.7	115.2	3840
300 x 300 x 65	300 x 300 x 65	11.81 x 11.81 x 2.56	0.9	.97	31	-	-	-	90	-	8.11	87.3	2790
600 x 300 x 65	600 x 300 x 65	23.62 x 11.81 x 2.56	.18	1.94	53	-	-	-	60	-	10.81	116.4	3180
600 x 600 x 65	600 x 600 x 65	23.62 x 23.62 x 2.56	.36	3.87	116	-	-	-	40	-	7.15	77.4	2320

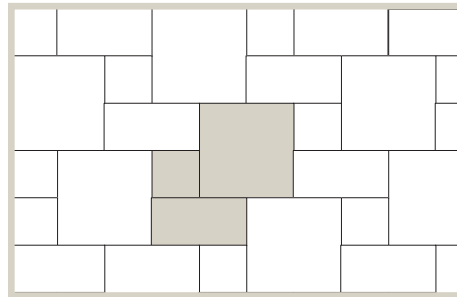
## PATTERNS



**Pattern 1**

Pieces per 100 Sqft

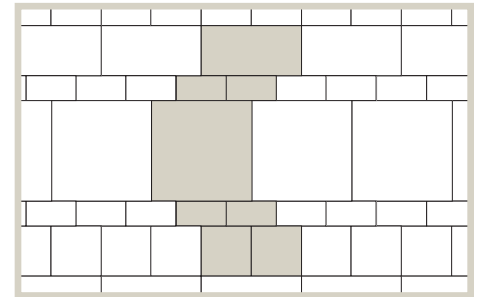
- (4) 300 x 150 = 20%, 42 pcs
- (2) 300 x 300 = 20%, 21 pcs
- (1) 600 x 300 = 20%, 10 pcs
- (1) 600 x 600 = 40%, 10 pcs



**Pattern 2**

Pieces per 100 Sqft

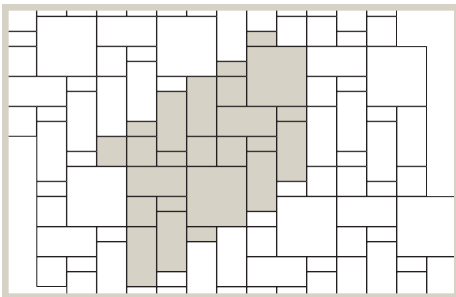
- (1) 300 x 300 = 14%, 15 pcs
- (1) 600 x 300 = 29%, 15 pcs
- (1) 600 x 600 = 57%, 15 pcs



**Pattern 3**

Pieces per 100 Sqft

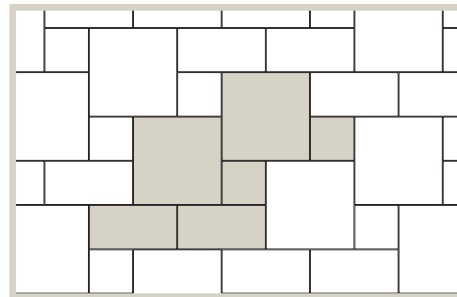
- (1) 600 x 600 = 50%, 6 pcs
- (1) 600 x 300 = 25%, 6 pcs
- (1) 300 x 300 = 13%, 6 pcs
- (2) 300 x 150 = 12%, 12 pcs



**Pattern 4**

Pieces per 100 Sqft

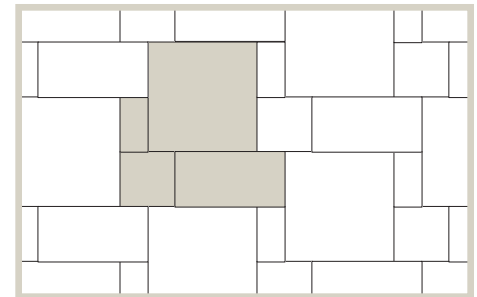
- (8) 300 x 150 = 12%, 24 pcs
- (6) 300 x 300 = 18%, 18 pcs
- (8) 600 x 300 = 47%, 24 pcs
- (2) 600 x 600 = 23%, 6 pcs



**Pattern 5**

Pieces per 100 Sqft

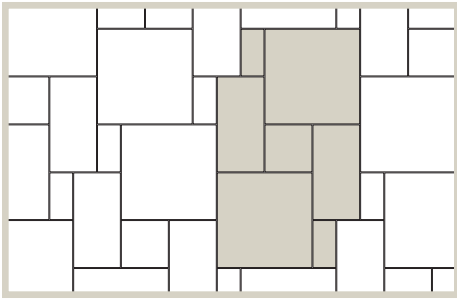
- (1) 300 x 300 = 14%, 15 pcs
- (1) 600 x 300 = 29%, 15 pcs
- (1) 600 x 600 = 57%, 15 pcs



**Pattern 6**

Pieces per 100 Sqft

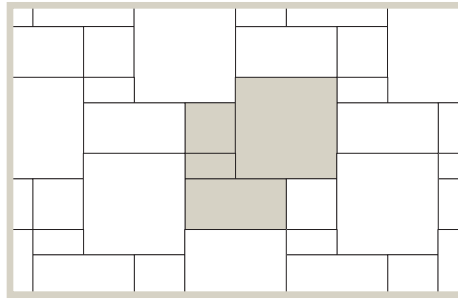
- (1) 300 x 150 = 7%, 14 pcs
- (1) 300 x 300 = 13%, 14 pcs
- (1) 600 x 300 = 27%, 14 pcs
- (1) 600 x 600 = 53%, 14 pcs



**Pattern 7**

Pieces per 100 Sqft

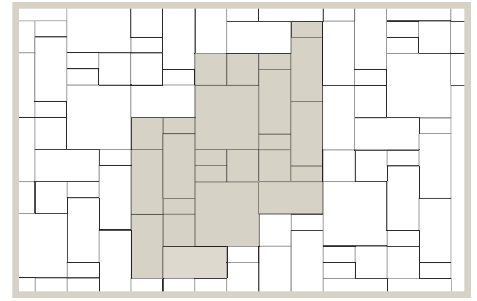
- (2) 300 x 150 = 7%, 15 pcs
- (1) 300 x 300 = 7%, 7 pcs
- (2) 600 x 300 = 29%, 15 pcs
- (2) 600 x 600 = 57%, 15 pcs



**Pattern 8**

Pieces per 100 Sqft

- (1) 300 x 150 = 7%, 14 pcs
- (1) 300 x 300 = 13%, 14 pcs
- (1) 600 x 300 = 27%, 14 pcs
- (1) 600 x 600 = 53%, 14 pcs



**Pattern 9**

Pieces per 100 Sqft

- (2) 600 x 600 = 23.5%, 6 pcs
- (8) 600 x 300 = 47%, 24 pcs
- (6) 300 x 300 = 17.5%, 18 pcs
- (8) 300 x 150 = 12%, 24 pcs

**Steinbach Office**

152 Brandt Street  
Steinbach, MB R5G 0R2  
T (800)-461-2278  
F (204)-326-5915

**Winnipeg Office**

901 Gateway Road  
Winnipeg, MB R2K 3L1  
T (800)-342-2879  
F (204)-663-4854

**Vancouver Office**

2104-290 Newport Drive  
Port Moody, BC V3H 5N2  
T (778)-689-7670  
F (604)-949-0321

**Calgary Office**

813 McCool St. Box 1136  
Crossfield, AB T0M 0S0  
T (403)-946-4630  
F (403)-946-4631

