

Villa Paver



Designed to Do-it-yourself

Recreate the look of an old cobblestone path with the Villa paver. Villa is a lightweight paver designed for do-it-yourselfers looking for a system that can be installed quickly and easily. Villa is a one-size system featuring false joints. It can be placed in multiple configurations, creating an appealing, random look that usually requires multiple paver sizes to achieve.

Barkman also offers the Villa Edger which can be used to create clean edges around lawns and garden plots.

SIZES (L X W X H)




299 x 149 x 51 mm
11.77 x 5.87 x 2 in



200 x 71 x 102 mm
11.8 x 2.8 x 4 in

COLOURS



Charcoal



Sierra Grey



Patios

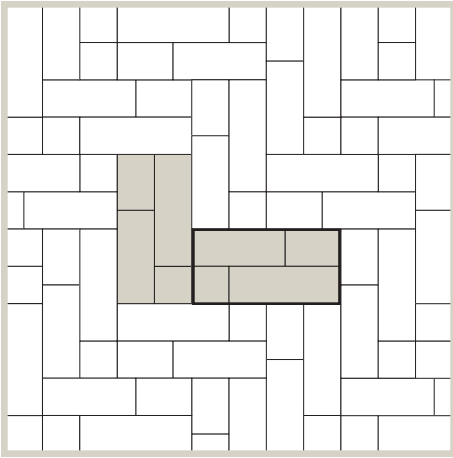


Pools

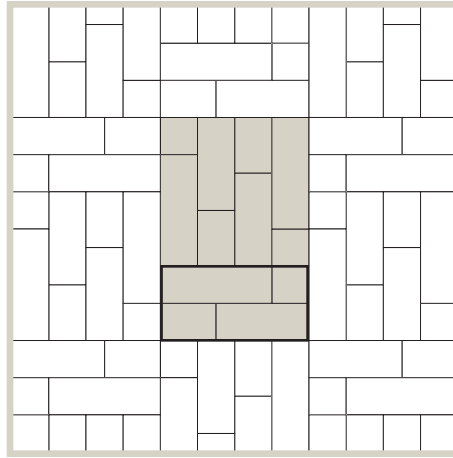


Paths


PATTERNS



Herringbone



Parquet 1



Running Bond

INSTALLATION NOTES

Barkman recommends the use of polymeric sand for commercial applications. A plate compactor at half-speed should be used over the entire surface following installation with the use of

a Paver Saver Mat. For more in depth installation guides for specific products, visit BarkmanConcrete.com.

BUNDLE CONFIGURATIONS

DESCRIPTION	UNIT					PALLET ROW				PALLET			
	SIZE (L X W X H)		FACE AREA		WEIGHT	NO. OF UNITS	FACE AREA		NO. OF UNITS	NO. OF ROWS	FACE AREA		WEIGHT
	MM	IN	M ²	SQ FT	LB		M ²	SQ FT			M ²	SQ FT	LB
Villa	299 x 149 x 51	11.77 x 5.87 x 2	0.04	0.48	11	60	2.68	28.8	240	4	10.59	115.2	2640
Villa Edger	200 x 71 x 102	11.8 x 2.8 x 4	-	-	12	60	-	-	240	4	-	-	2880

Steinbach Office

152 Brandt Street
Steinbach, MB R5G 0R2
T (800)-461-2278
F (204)-326-5915

Winnipeg Office

901 Gateway Road
Winnipeg, MB R2K 3L1
T (800)-342-2879
F (204)-663-4854

Vancouver Office

2104-290 Newport Drive
Port Moody, BC V3H 5N2
T (778)-689-7670
F (604)-949-0321

Calgary Office

813 McCool St. Box 1136
Crossfield, AB T0M 0S0
T (403)-946-4630
F (403)-946-4631

