

barkman™

# Holland Paver



## Simple European Style

Holland's simple style has long made it a favorite among home owners and municipalities alike. Right angles and straight lines add structure to any installation while adding a level of sophistication to residential and commercial settings. Holland is available in 60 mm and 80 mm thicknesses.

For scenarios where managing stone water runoff is a priority Holland is also available as a permeable paver as part of our Eco line.



Driveways



Grand Patios



Patios



Pools



Paths



Thoroughfares

### SIZES (L X W X H)



210 x 210 x 60 mm  
8.27 x 8.27 x 2.36 in



210 x 105 x 60 mm  
8.27 x 4.13 x 2.36 in




210 x 105 x 80 mm  
8.27 x 4.13 x 3.15 in

### COLOURS

**Note:** Holland 80mm is only available in Antique Brown, Charcoal, Natural and Sierra Grey



Natural




Charcoal



Antique Brown



Sierra Grey



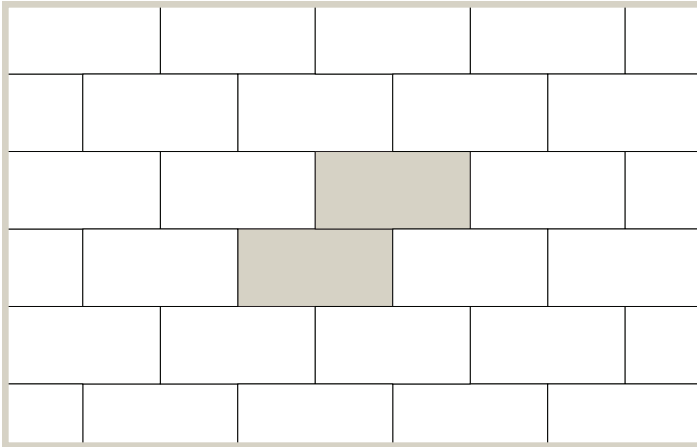
Graphite

### BC & ALBERTA EXCLUSIVES

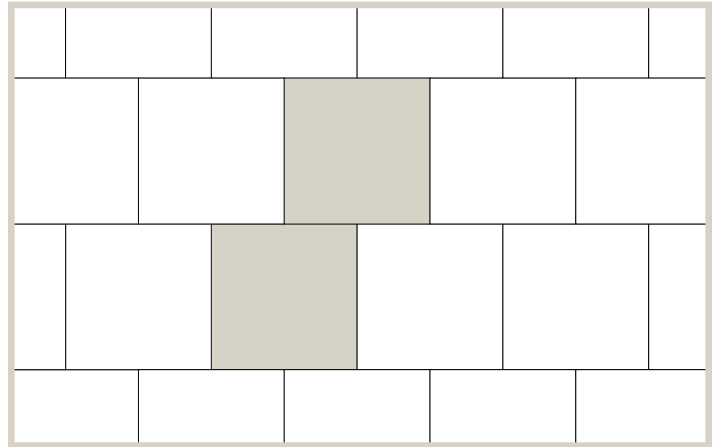


Desert Buff

## PATTERNS



Running Bond 1



Running Bond 2

## INSTALLATION NOTES

Barkman recommends the use of polymeric sand for commercial applications. A plate compactor should be used over the entire surface following installation. Holland pavers can be installed in a running bond or herringbone pattern with border options that can be combined with other pavers. The patterns listed below can also be used on our 8CM Holland paver.

To calculate soldier course, multiply lineal footage by 0.7; this will indicate the square footage of Holland required. To calculate sailor course, multiply lineal footage by 0.35, this will indicate the square footage of Holland required. For more in depth installation guides for specific products, visit [BarkmanConcrete.com](https://www.barkmanconcrete.com).

## BUNDLE CONFIGURATIONS

DESCRIPTION	UNIT					PALLET ROW			PALLET				
	SIZE (L X W X H)		FACE AREA		WEIGHT	NO. OF UNITS	FACE AREA		NO. OF UNITS	NO. OF ROWS	FACE AREA		WEIGHT
	MM	IN	M <sup>2</sup>	SQ FT	LB		M <sup>2</sup>	SQ FT			M <sup>2</sup>	SQ FT	LB
8 x 4	210 x 105 x 60	8.27 x 4.13 x 2.36	0.02	0.24	6.73	80	1.76	19.2	400	5	8.92	96	2691
8 x 8	210 x 210 x 60	8.27 x 8.27 x 2.36	0.04	0.48	13.46	40	1.76	19.2	200	5	8.92	96	2691
Holland 80mm	210 x 105 x 80	8.27 x 4.13 x 3.15	.02	.24	9.3	64	1.41	15.36	320	5	7.15	76.8	2976

### Steinbach Office

152 Brandt Street  
Steinbach, MB R5G 0R2  
T (800)-461-2278  
F (204)-326-5915

### Winnipeg Office

901 Gateway Road  
Winnipeg, MB R2K 3L1  
T (800)-342-2879  
F (204)-663-4854

### Calgary Office

813 McCool St. Box 1136  
Crossfield, AB T0M 0S0  
T (403)-946-4630  
F (403)-946-4631

### Vancouver Office

Port Moody, BC  
T 1 800 461 2278  
F (604)-949-0321

### Merritt Office

1132 Midday Valley Rd  
Merritt, BC V1K 1M9  
T (778)-661-1408

