

Broadway 100mm



A Large Format Modern Paver

Broadway 100 mm is a large profile paver designed for commercial and residential applications. Broadway is able to withstand extreme loads and constant wear, making it especially suitable for commercial projects. Boasting a large array of sizes and colors in a modern profile makes Broadway 100 mm a highly versatile paver suited for beautiful driveways, paths and patios.



Driveways



Grand Patios



Patios



Pools



Paths



Thoroughfares

SIZES (L X W X H)



Broadway 100mm

900 x 900 x 100 mm
35.43 x 35.43 x 3.94 in



Broadway 100mm

900 x 450 x 100 mm
35.43 x 17.71 x 3.94 in



Broadway 100mm

600 x 300 x 100 mm
23.62 x 11.81 x 3.94 in



Broadway 100mm

300 x 300 x 100 mm
11.81 x 11.81 x 3.94 in



Broadway 100mm

300 x 150 x 100 mm
11.81 x 5.91 x 3.94 in



Broadway Plank 100mm

600 x 150 x 100 mm
23.62 x 5.91 x 3.94 in



Broadway Plank 100mm

400 x 100 x 100 mm
15.75 x 3.94 x 3.94 in



Broadway Plank 100mm

451 x 76 x 100 mm
17.76 x 2.99 x 3.94 in


COLOURS



Natural (Light Grey)




Ash (Medium Grey)




Charcoal (Dark Grey)



Sterling



Amber



Quartz

INSTALLATION NOTES

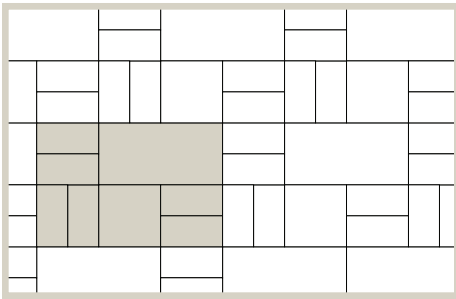
Barkman recommends the use of polymeric sand for commercial applications. A plate compactor should be used over the entire

surface following installation. For more in depth installation guides for specific products, visit BarkmanConcrete.com.

BUNDLE CONFIGURATIONS

DESCRIPTION	UNIT					PALLET ROW			PALLET				
	SIZE (L X W X H)		FACE AREA		WEIGHT	NO. OF UNITS	FACE AREA		NO. OF UNITS	NO. OF ROWS	FACE AREA		WEIGHT
	MM	IN	M ²	SQ FT	LB		M ²	SQ FT			M ²	SQ FT	LB
300 x 150 x 100	300 x 150 x 100	11.81 x 5.91 x 3.94	.05	.48	22.93	-	-	-	144	-	4	69.12	2064
300 x 300 x 100	300 x 300 x 100	11.81 x 11.81 x 3.94	.09	.97	46.22	-	-	-	72	4	6.5	69.84	3328
600 x 300 x 100	600 x 300 x 100	23.62 x 11.81 x 3.94	.18	1.94	92	-	-	-	36	-	6.5	69.84	3312
900 x 450 x 100	900 x 450 x 100	35.43 x 17.71 x 3.94	0.4	4.36	198	-	-	-	12	2	4.82	52.32	2376
900 x 900 x 100	900 x 900 x 100	35.43 x 35.43 x 3.94	0.8	8.72	398	-	-	-	6	-	4.82	52.32	2388
451 x 76 x 100	451 x 76 x 100	17.76 x 2.99 x 3.94	.03	.37	17.28	-	-	-	132	-	4.37	48.84	2280
400 x 100 x 100	400 x 100 x 100	15.75 x 3.94 x 3.94	.04	.43	21	-	-	-	144	-	5.75	61.92	3024
600 x 150 x 100	600 x 150 x 100	23.62 x 5.91 x 3.94	.09	.97	46	-	-	-	72	-	6.48	69.84	3312

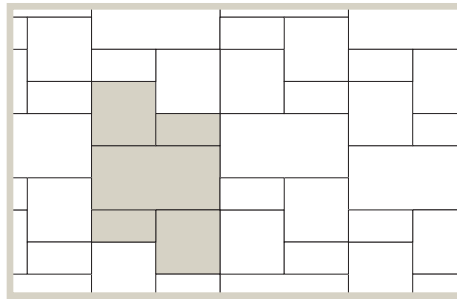
PATTERNS



Pattern 1

Pieces per 100 Sqft

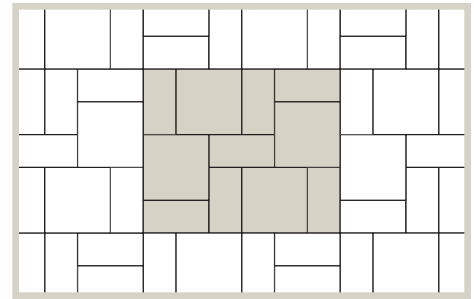
- (6) 150 x 300 = 50%, 102 pcs
- (1) 300 x 300 = 17%, 17 pcs
- (1) 600 x 300 = 33%, 17 pcs



Pattern 2

Pieces per 100 Sqft

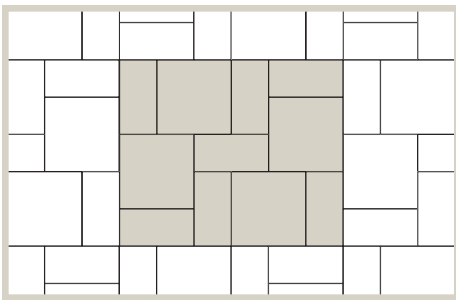
- (2) 150 x 300 = 20%, 42 pcs
- (1) 300 x 300 = 40%, 42 pcs
- (1) 600 x 300 = 40%, 21 pcs



Pattern 3

Pieces per 100 Sqft

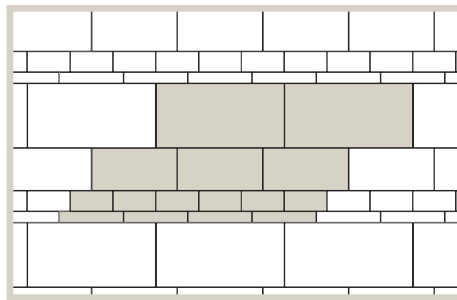
- 300 x 300 = 54%, 56 pcs
- 300 x 150 = 46%, 126 pcs



Pattern 4

Pieces per 100 Sqft

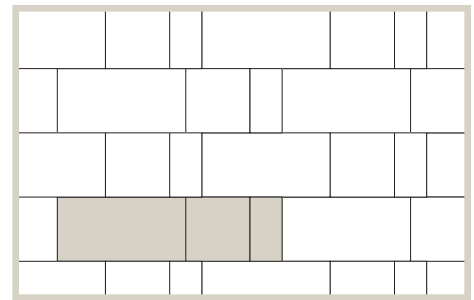
- (1) 900 x 900 = 50%, 6 pcs
- (2) 900 x 450 = 50%, 12 pcs



Pattern 5

Pieces per 100 Sqft

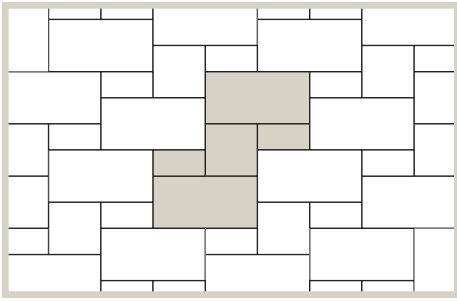
- (2) 900 x 450 = 46%, 12 pcs
- (3) 600 x 300 = 31%, 12 pcs
- (6) 300 x 150 = 15%, 36 pcs
- (4) 451 x 76 = 8%, 24 pcs



Pattern 6

Pieces per 100 Sqft

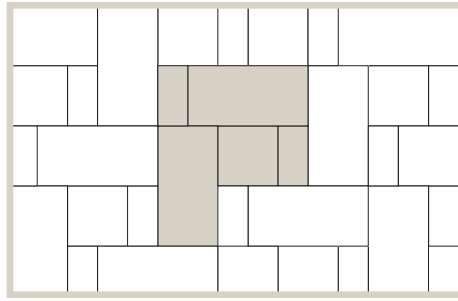
- (1) 150 x 300 = 14%, 29 pcs
- (1) 300 x 300 = 29%, 29 pcs
- (1) 600 x 300 = 57%, 29 pcs



Pattern 7

Pieces per 100 Sqft

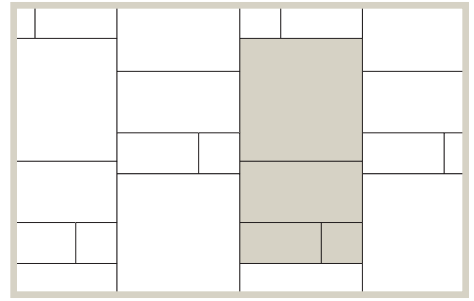
- (2) 300 x 150 = 16.5%, 34 pcs
- (1) 300 x 300 = 16.5%, 17 pcs
- (2) 600 x 300 = 67%, 34 pcs



Pattern 8

Pieces per 100 Sqft

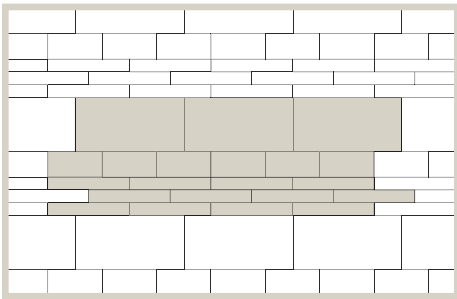
- (2) 300 x 150 = 16.5%, 34 pcs
- (1) 300 x 300 = 16.5%, 17 pcs
- (2) 600 x 300 = 67%, 34 pcs



Pattern 9

Pieces per 100 Sqft

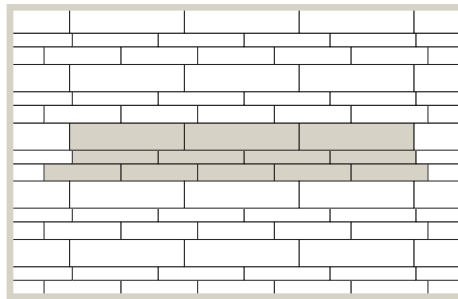
- (1) 900 x 900 = 54%, 7 pcs
- (1) 900 x 450 = 27%, 7 pcs
- (1) 600 x 300 = 13%, 7 pcs
- (1) 300 x 300 = 6%, 7 pcs



Pattern 10

Pieces per 100 Sqft

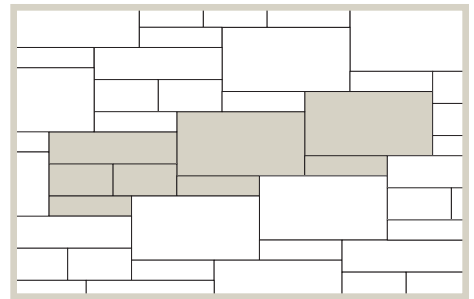
- (3) 600 x 300 = 44.2%, 24 pcs
- (6) 300 x 150 = 22%, 48 pcs
- (12) 451 x 76 = 33.8%, 96 pcs



Pattern 11

Pieces per 100 Sqft

- (6) 600 x 150 = 46%, 48 pcs
- (9) 400 x 100 = 30.6%, 72 pcs
- (8) 451 x 76 = 23.4%, 64 pcs



Pattern 12

Pieces per 100 Sqft

- (2) 600 x 300 = 54.7%, 28 pcs
- (1) 600 x 150 = 13.7%, 14 pcs
- (3) 400 x 100 = 18.1%, 42 pcs
- (2) 300 x 150 = 13.5%, 28 pcs

Steinbach Office

152 Brandt Street
Steinbach, MB R5G 0R2
T (800)-461-2278
F (204)-326-5915

Winnipeg Office

901 Gateway Road
Winnipeg, MB R2K 3L1
T (800)-342-2879
F (204)-663-4854

Vancouver Office

2104-290 Newport Drive
Port Moody, BC V3H 5N2
T (778)-689-7670
F (604)-949-0321

Calgary Office

813 McCool St. Box 1136
Crossfield, AB T0M 0S0
T (403)-946-4630
F (403)-946-4631

