



KEYSTONE COMPAC® SMOOTH STONE



UNIT OF MEASURE

The Unit of Measure for Keystone Compac Smooth Stone is Each.

PIECES REQUIRED

Use 2 fiberglass pins per block to connect. For near vertical batter, place pins in front hole location. For 8.5 degree batter, place pins in back hole location. For 4 degree batter, alternate pin location starting with back pin location on first course, front location on second course and alternating on consecutive layers. Alignment pins sold separately.

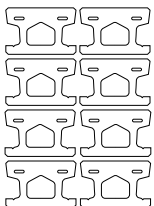
INSTALLATION

For information on wall heights, consult the product installation guide and technical specifications. Check your local building codes and consult a professional engineer when required.

PALLET INFORMATION

Sold in full pallets only. Contact your local Barkman sales representative for further details.

PALLET CONFIGURATIONS








Standard Pallet




Corner Pallet

SPECIFICATIONS


STANDARD	UNIT		PALLET			
	SIZE (H X W X D)	WEIGHT	LAYERS	UNITS	FACE AREA	WEIGHT
	MM 203 x 457 x 305	KG 41.00	5	40	M2 3.71	KG 1640
	IN 8 x 18 x 12	LB 90.39			SQFT 40.00	LB 3616
CORNER	UNIT		PALLET			
	SIZE (H X W X D)	WEIGHT	LAYERS	UNITS	FACE AREA	WEIGHT
	MM 203 x 457 x 228.6	KG 47.67	3	30	M2 2.78	KG 1430
	IN 8 x 18 x 9	LB 105.10			SQFT 30	LB 3152
SMALL COPING*	UNIT		PALLET			
	SIZE (H X W X D)	WEIGHT	LAYERS	UNITS	FACE AREA	WEIGHT
	MM 100 x 450 x 300	KG 29.94	6	48	LM 21.95	KG 1437
	IN 3.94 x 17.72 x 11.81	LB 66			LFT 72	LB 3168
COPING	UNIT		PALLET			
	SIZE (H X W X D)	WEIGHT	LAYERS	UNITS	FACE AREA	WEIGHT
	MM 101.6 x 457.2 x 355.5	KG 36.74	6	36	LM 16.46	KG 1336
	IN 4 x 18 x 14	LB 81			LFT 54	LB 2944
ALIGNMENT PINS	UNIT		PALLET			
	SIZE (H X W X D)	WEIGHT	LAYERS	UNITS	FACE AREA	WEIGHT
	MM 13 x 133	KG 0.04	-	100/ box	M2 -	KG 3.62
	IN 0.5 x 5.23	LB 0.08			SQFT -	LB 8/box

*The Small Coping is set to be discontinued in 2026


COLOURS




Charcoal



Graphite




Natural



Sierra Grey

PATTERNS


1/2 HERRINGBONE PATTERN



KEYSTONE COMPAC SMOOTH STONE W/ HEWNSTONE ACCENT



KEYSTONE COMPAC HEWNSTONE W/ SMOOTH STONE ACCENT



FREESTANDING ASSEMBLY

Arrange in a 1/2 Herringbone pattern. Alternate every other block to evenly distribute the face weight.

- Standard Block
- Corner Block
- Cut Corner Block
- Coping Block

