












Barkman Product		GNH Solution	Product Codes
	Broadway 65mm 23.62 X 23.62 X 2.56 IN 600 X 600 X 65 MM 119 lbs.		Optimas HF200E with 12x16 or 12x24 pad or VME Vac Max Suction With 10' x 10' pad-w 42" 2 man Extension Bar HP-PTOHF200EVP12x16 HP-PTOHF200EVP12x24 HP-PTQVME3 + ADD HP-PTAQTHE
	Broadway 100mm 23.62 X 11.81 X 3.94 IN 600 X 300 X 100 MM 92 lbs.		Optimas HF200E With 12" x 24" pad or 12" x 16" pad HP-PTOHF200EVP12x24 HP-PTOHF200EVP12x16
	Broadway 100mm 35.43 X 17.71 X 3.94 IN 900 X 450 X 100 MM 206 lbs.		Optimas HF200E With 12" x 24" pad HP-PTOHF200EVP12x24
	Broadway 100mm 35.43 X 35.43 X 3.94 IN 900 X 900 X 100 MM 412 lbs.		Optimas HF200E With 16x24 pad HP-PTOHF200EV + ADD HP-PTOHF200EVP16x24
	Architextures Wall 5.90 X 35.43 X 11.22 150 X 900 X 285 MM 190 lbs.		BL 850 Clamp with machine install (or manual install with Ergo Assist XL) + ADD Adapter HP-PTAQEALS HP-PTQBL850 (for machine lift) Or ADD Ergo Assist XL HP-PTAQEAXL (for manual lift) + Adapter
	Keystone Linear Wall 7 x 39.37 x 13.78 IN 178 x 1000 x 350 MM Up to 294 lbs.		BL 450 Clamp (machine install) Lengthwise 31" - 51" HP-PTQBL450
			BL 850 Clamp (machine install) Face to Back 0" - 16.5" HP-PTQBL850
	Bridgewood Wall 6 X 42 X 8 IN 152 X 1067 X 203 MM 171 lbs.		BL 850 Clamp with machine install (or manual install with Ergo Assist XL) + ADD Adapter HP-PTAQEALS HP-PTQBL850 (for machine lift) Or ADD Ergo Assist XL HP-PTAQEAXL (for manual lift) + Adapter
	Rosetta Kodah (standard) 6 X 30 X 10.5 IN 152 X 762 X 267 MM Up to 210 lbs.		BL850 or VME Vac Max Suction With 6.5" x 13" pad - with 42" 2 man Extension Bar HP-PTQBL850 or HP-PTQVME3 + ADD HP-PTQESP6.5x13 + ADD HP-PTQTHE
	Rosetta Outcropping Available in multiplesizes Up to 2100 lbs.		Elite Suction A1 Machine Package + ADD 12" x 36", 16" x 18", 18" x 36" pad dependent on size to 2400 lbs. HP-PTQESA1 HP-PTQESP12x36 or 16x18 or 18x36
	Bridgewood Step 47.24 X 17.75 X 5.51 IN 1200 X 400 X 140 MM Up to 380 lbs.		BL 450 Clamp with machine install HP-PTQBL450
			BL 980 Clamp with machine install HP-PTQBL980
	Rosetta Dimensional Steps Available In Various Shapes and Sizes. Solution depends on size and weight		Elite Suction A1 Machine Package With 12" x 36" pad to 18" x 36" dependent on size/lbs HP-PTQESA1 + ADD HP-PTQESP12x36 or 18x36
			OR BL 450 Mechanical Solution HP-PTQBL450
	Rosetta Irregular Steps Available In Various Shapes and Sizes. Solution depends on size and weight		OR BL 980 Mechanical Solution HP-PTQBL980
			Red Swivel Hook provides 360 degree rotation to any solutions above. (4000 lb. capacity) HP-HTEZCSH