

barkman™

Broadway 65mm



Contemporary Style, Versatile Design.

Broadway is a large profile paver suited for nearly any application. This 65mm thick paver is especially designed for residential projects that don't require the thickness of a commercial location. Its sleek and contemporary design lends itself to beautiful driveways, paths and patios.

The 600 x 600 paver is an excellent choice for rooftop applications and the 300 x 300 can also be used as a stepping stone.



Driveways*



Grand Patios



Paths



Patios



Pools

For driveways applications, use 300 x 150 and 300 x 300 sizes only.

SIZES (L X W X H)



600 x 600 x 65 mm
23.62 x 23.62 x 2.56 in



600 x 300 x 65 mm
23.62 x 11.81 x 2.56 in



300 x 300 x 65 mm
11.81 x 11.81 x 2.56 in



300 x 150 x 65 mm
11.81 x 5.91 x 2.56 in


COLOURS




Amber




Ash (Medium Grey)



Charcoal (Dark Grey)



Natural (Light Grey)



Obsidian



Quartz



Sandstone




Sterling


MADE IN BC



Sierra Grey



Graphite



White

SPECIAL ORDER

INSTALLATION NOTES

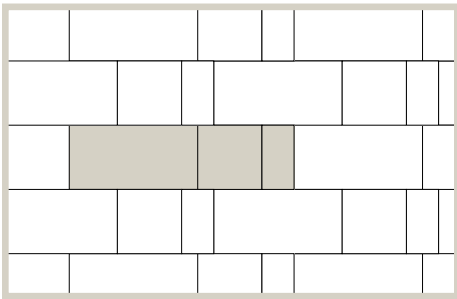
Barkman recommends the use of polymeric sand for commercial applications. A plate compactor should be used over the entire

surface following installation. For more in depth installation guides for specific products, visit BarkmanConcrete.com.

BUNDLE CONFIGURATIONS

DESCRIPTION	UNIT					PALLET ROW			PALLET				
	SIZE (L X W X H)		FACE AREA		WEIGHT	NO. OF UNITS	FACE AREA		NO. OF UNITS	NO. OF ROWS	FACE AREA		WEIGHT
	MM	IN	M ²	SQ FT	LB		M ²	SQ FT			M ²	SQ FT	LB
300 x 150 x 65	300 x 150 x 65	11.81 x 5.91 x 2.56	0.04	0.48	14.88	-	-	-	240	-	10.8	115.2	3570
300 x 300 x 65	300 x 300 x 65	11.81 x 11.81 x 2.56	0.09	0.97	29.75	-	-	-	90	-	8.10	87.3	2678
600 x 300 x 65	600 x 300 x 65	23.62 x 11.81 x 2.56	0.18	1.94	59.50	-	-	-	60	-	10.80	116.4	3570
600 x 600 x 65	600 x 600 x 65	23.62 x 23.62 x 2.56	0.36	3.87	119	-	-	-	20	-	7.20	77.4	2380

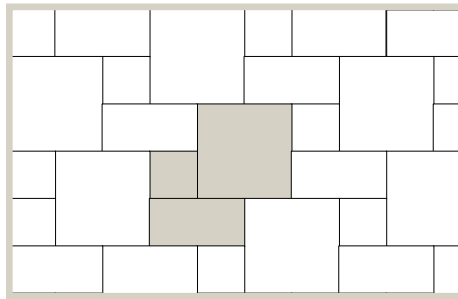
PATTERNS



Pattern 1A

Pieces per 100 Sqft

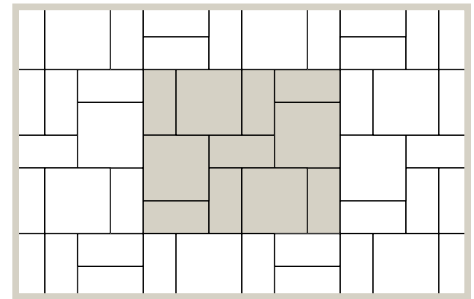
- (4) 300 x 150 = 14%, 29 pcs
- (2) 300 x 300 = 29%, 29 pcs
- (1) 600 x 300 = 57%, 29 pcs



Pattern 2

Pieces per 100 Sqft

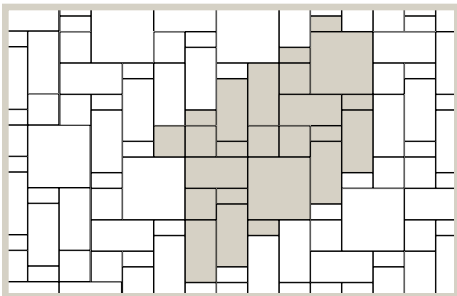
- (1) 300 x 300 = 14%, 15 pcs
- (1) 600 x 300 = 29%, 15 pcs
- (1) 600 x 600 = 57%, 15 pcs



Pattern 3A

Pieces per 100 Sqft

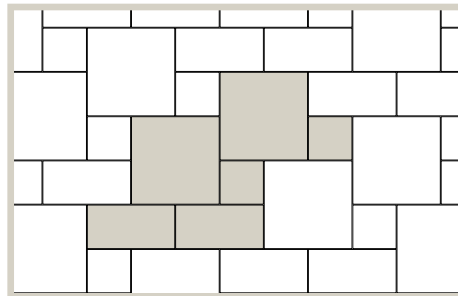
- 300 x 300 = 54%, 56 pcs
- 300 x 150 = 46%, 126 pcs



Pattern 4

Pieces per 100 Sqft

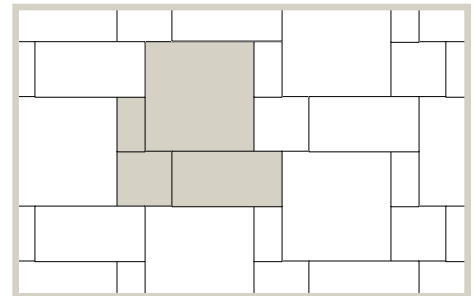
- (8) 300 x 150 = 12%, 24 pcs
- (6) 300 x 300 = 18%, 18 pcs
- (8) 600 x 300 = 47%, 24 pcs
- (2) 600 x 600 = 23%, 6 pcs



Pattern 5

Pieces per 100 Sqft

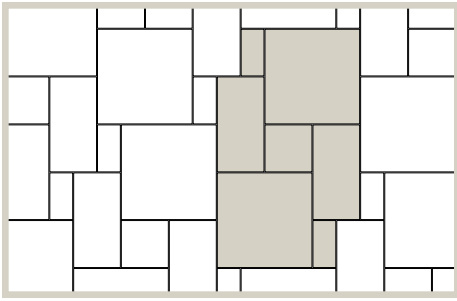
- (1) 300 x 300 = 14%, 15 pcs
- (1) 600 x 300 = 29%, 15 pcs
- (1) 600 x 600 = 57%, 15 pcs



Pattern 6

Pieces per 100 Sqft

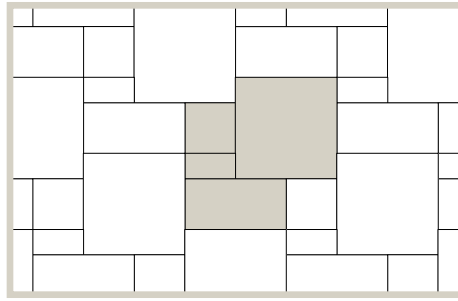
- (1) 300 x 150 = 7%, 14 pcs
- (1) 300 x 300 = 13%, 14 pcs
- (1) 600 x 300 = 27%, 14 pcs
- (1) 600 x 600 = 53%, 14 pcs



Pattern 7

Pieces per 100 Sqft

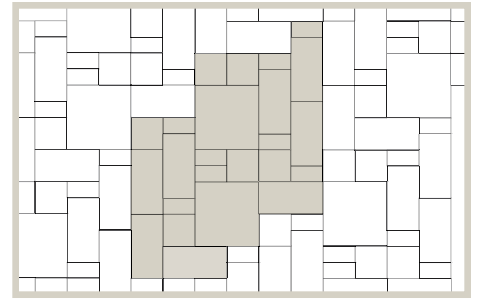
- (2) 300 x 150 = 7%, 15 pcs
- (1) 300 x 300 = 7%, 7 pcs
- (2) 600 x 300 = 29%, 15 pcs
- (2) 600 x 600 = 57%, 15 pcs



Pattern 8

Pieces per 100 Sqft

- (1) 300 x 150 = 7%, 14 pcs
- (1) 300 x 300 = 13%, 14 pcs
- (1) 600 x 300 = 27%, 14 pcs
- (1) 600 x 600 = 53%, 14 pcs



Pattern 9

Pieces per 100 Sqft

- (2) 600 x 600 = 23.5%, 6 pcs
- (8) 600 x 300 = 47%, 24 pcs
- (6) 300 x 300 = 17.5%, 18 pcs
- (8) 300 x 150 = 12%, 24 pcs

Steinbach Office

152 Brandt Street
Steinbach, MB R5G 0R2
T (800)-461-2278
F (204)-326-5915

Winnipeg Office

901 Gateway Road
Winnipeg, MB R2K 3L1
T (800)-342-2879
F (204)-663-4854

Calgary Office

813 McCool St. Box 1136
Crossfield, AB T0M 0S0
T (403)-946-4630
F (403)-946-4631

Vancouver Office

Port Moody, BC
T 1 800 461 2278
F (604)-949-0321

Merritt Office

1132 Midday Valley Rd
Merritt, BC V1K 1M9
T (778)-661-1408

