









barkman™

Specs





Pavers	3
Bullnose	4
Flagstone	4
Holland	5
Roman	6
Roman Circle	7
Verano	9
Broadway 65mm	10
Fjord	12
Hexagon 65mm	13
Boardwalk	14
Broadway 80mm NEW	15
Cobble	17
Holland 80mm	18
Mesa Flagstone	19
Navarro	20
Broadway 100mm	21
Broadway Planks 100mm	21
Broadway Contour 100mm	21
Broadway Weathered 100mm	21
Colonial Eco	24
Holland Eco	24
Turfstone Eco	24
Paver Material Requirements	25
Slabs	26
Bridgewood	27
Brookside	28
Diamond Face	29
Footing Pads	29
Lexington	30
Rosetta® Dimensional Flagstone 	31
Rosetta® Grand Flagstone 	32
Stepping Stones	33
Terrace	34

Walls & Steps	35
Architextures™	36
Architextures Vertex™	36
Bridgewood Wall	37
Caliber Stone	37
Keystone Compac® Hewnstone	38
Keystone Compac® Smooth Stone NEW	39
Keystone Linear®	39
MagnumStone™	40
Quarry Stone	41
RomanStack®	41
Rosetta® Dimensional Wall 	42
Rosetta® Kodah 	42
Rosetta® Grand Ledge  NEW	43
Rosetta® Outcropping 	44
StackStone®	45
StackStone® Smooth	46
Retaining Wall Material Requirements	46
Bridgewood Steps	47
Keystone Linear® Steps	47
Rosetta® Dimensional Steps 	48
Rosetta® Irregular Steps 	48
Finishing Touches	49
Granite Edger	50
I-Con Edger	50
Quarry Stone Edger	50
Pillar Caps	51
Adhesive	51
Cleaners NEW	51
Edge Restraint	51
Installation Tools	52
Landscaping Materials	52
Polymeric Sand	52

Installation Recommendations	53
Colour	54
Base	56

Landscape Kits	57
Caliber Stone Fireplace System NEW	58
Quarry Stone Fireplaces	59
Quarry Stone Pizza Oven Kit	59
Architextures Fire Pit	60
Bridgewood Fire Pit	60
Quarry Stone Fire Pit	61
Caliber Stone Fire Pit	61
Rosetta® Belvedere Fire Pit	62
Rosetta® Dimensional Fire Pit	62
StackStone Fire Pit	63
StackStone Fire Pit Accessories	63
Specialty Products	64
Barrier Curbs	64
Highway Barrier Curbs	64
Curbs	64
Boat Ramp Pads	64
Rain Drain NEW	64
Splash Pads	64

Pallet Return Guide	65
Pallets	65
Returnable Pallet	65
Unreturnable Pallet	65

Important Information	66
The Environment	66
Barkman Warranty	66
Quality and Support Pledge	66
How to Order	66
Installation and Project Estimation Support	66
Colour Blend Information	66
Product Changes for 2025	66

 Rosetta® Signature Collection

**NEW
2025**
Product line up



ARTIFICIAL TURF COLLECTION

ARTIFICIAL TURF
& ACCESSORIES



FINE JOINT SAND

BLACK

GUNMETAL

PLATINUM

TAUPE

VANILLA

RAPID FLOW TECHNOLOGY



4 FEET LONG • STRAIGHT OR CURVED USE

XTRA

- LATERAL SUPPORT
- LIGHT
- STRONG

barkman[™]

POLYBIND

BY ALLIANCE DESIGNER PRODUCTS


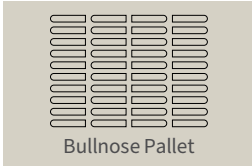
Polybind.com



PAVERS


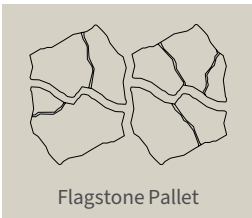
Whether it is a large or small project, Barkman pavers offer a wide selection of options for your patio, walkway, driveway or parking space. Far from just looks, our pavers offer quality assurance through testing and the use of superior grade materials throughout the manufacturing process. We believe we have a paver for any aspiring design.

Bullnose

DESCRIPTION	UNIT					PALLET					PRICE
	SIZE (L X W X H)		FACE AREA		WEIGHT	NO. OF UNITS	NO. OF HORIZONTAL LAYERS	TOTAL LENGTH		WEIGHT	
	MM	IN	M2	SQ FT	LB			M	LF	LB	
Smooth	305 x 152 x 60	12 x 6 x 2.36	0.04	0.5	13	144	3	21.95	72	1872	
COLOURS	ITEM NO.							 Bullnose Pallet			
Charcoal	202691										


Notes: Product available to order in full pallets only. A refundable pallet fee will be charged to any pallet of Bullnose pavers. The Unit of Measure for Bullnose is Each. Contact your local Barkman sales representative for further details. When installing this product, make sure to include a 2-5mm gap between each unit. This will provide enough room for the jointing sand and make installation easier.

Flagstone

DESCRIPTION	UNIT					PALLET						PRICE
	SIZE (L X W X H)		FACE AREA		WEIGHT	NO. OF HORIZONTAL LAYERS	NO. OF UNITS	NO. OF ROWS	FACE AREA		WEIGHT	
	MM	IN	M2	SQ FT	LB				M2	SQ FT	LB	
Flagstone Paver	457.3 x 379.1/228 x 60	18 x 14.92/8.98 x 2.36	0.11	1.21	35	10	80	-	9.01	96.8	2800	
COLOURS	ITEM NO.											
Sierra Grey	214580											
Antique Brown	214579											

Notes: Available to order in full pallets only. Each pallet has six different patterned blocks. A refundable pallet fee will be charged to any pallet of Flagstone. The Unit of Measure for Flagstone is Each. Contact your local Barkman sales representative for further details. It's recommended to use **Paver Saver Mat (103164)** between plate compactor and surface. It's recommended to use Polybind Complete G2 Polymeric Sand to accommodate the false joints. When installing this product, make sure to include a 2-5mm gap between each unit. This will provide enough room for the jointing sand and make installation easier.

PATTERNS

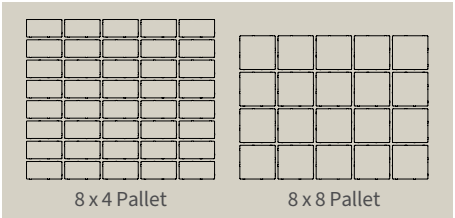



Pieces per 100 sq ft
83 pieces Flagstone = 100% of total area

Holland

DESCRIPTION	UNIT					PALLET ROW			PALLET					PRICE
	SIZE (L X W X H)		FACE AREA		WEIGHT	NO. OF UNITS	FACE AREA		NO. OF UNITS	NO. OF ROWS	FACE AREA		WEIGHT	
	MM	IN	M2	SQ FT	LB		M2	SQ FT			M2	SQ FT	LB	
8 x 4	210 x 105 x 60	8.27 x 4.13 x 2.36	0.02	0.24	6.73	80	1.76	19.2	400	5	8.92	96	2691	
8 x 8	210 x 210 x 60	8.27 x 8.27 x 2.36	0.04	0.48	13.46	40	1.76	19.2	200	5	8.92	96	2691	


COLOURS	ITEM NO. 8X4	ITEM NO. 8X8
Natural	202720	-
Charcoal	202734	202801
Antique Brown	202740	-
Sierra Grey	202739	202805
Graphite	143572	-
MADE IN BC		
Desert Buff*	202742	-
Graphite*	-	143737




Specs: Holland has 10 horizontal layers per pallet and each layer is 9.6 sq ft per layer.

Notes: *Additional shipping fees may apply to BC-made products for customers in other provinces. A refundable pallet fee will be charged to any pallet of Holland. The Unit of Measure for Holland is Each. Contact your local Barkman sales representative for further details. The patterns listed below can also be used on our 80mm Holland paver. To calculate soldier course, multiply lineal footage by 0.7; this will indicate the square footage of Holland required. To calculate sailor course, multiply lineal footage by 0.35, this will indicate the square footage of Holland required.

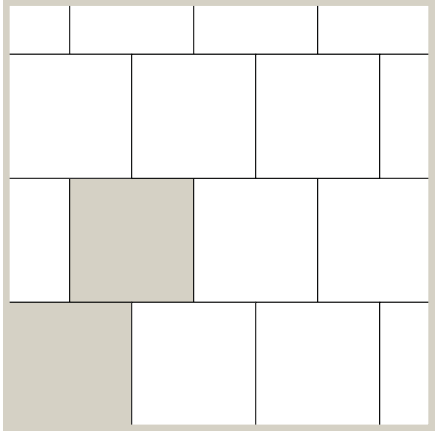
PATTERNS



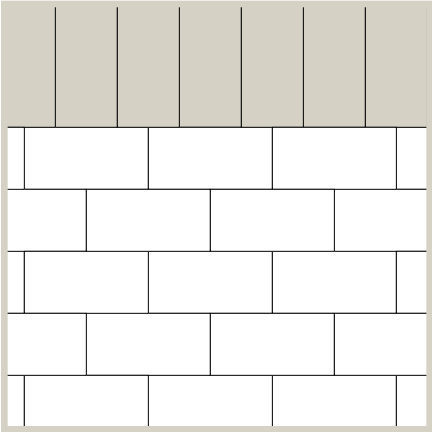
Herringbone
Pieces per 100 sq ft
417 pieces: 8 x 4 = 100% of total area



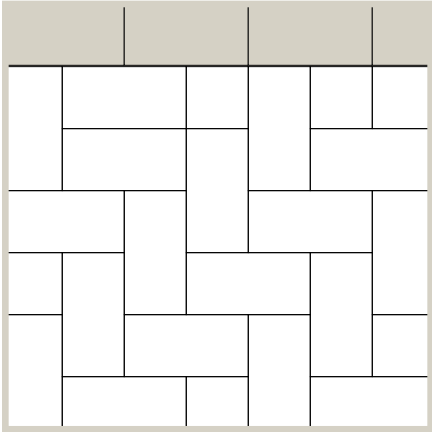
Running Bond 1
Pieces per 100 sq ft
417 pieces: 8 x 4 = 100% of total area




Running Bond 2
Pieces per 100 sq ft
209 pieces: 8 x 8 = 100% of total area



Soldier Course



Sailor Course

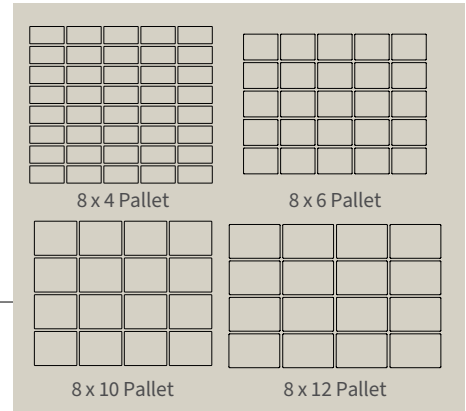


Parquet
Pieces per 100 sq ft
417 pieces: 8 x 4 = 100% of total area

Roman

DESCRIPTION	UNIT					PALLET ROW			PALLET					PRICE
	SIZE (L X W X H)		FACE AREA		WEIGHT	NO. OF UNITS	FACE AREA		NO. OF UNITS	NO. OF ROWS	FACE AREA		WEIGHT	
	MM	IN	M2	SQ FT	LB		M2	SQ FT			M2	SQ FT	LB	
8 x 4	210 x 105 x 60	8.27 x 4.13 x 2.36	0.02	0.24	6.73	80	1.76	19.2	400	5	8.92	96	2691	
8 x 6	210 x 157.5 x 60	8.27 x 6.20 x 2.36	0.03	0.36	10.09	50	1.65	18.0	250	5	8.36	90	2523	
8 x 10	210 x 262.5 x 60	8.27 x 10.33 x 2.36	0.06	0.59	16.82	40	2.2	23.60	160	4	8.77	94.4	2691	
8 x 12	210 x 315 x 60	8.27 x 12.40 x 2.36	0.07	0.71	20.19	40	2.65	28.4	160	4	10.58	113.6	3230	

COLOURS	ITEM NO. 8X4	ITEM NO. 8X6	ITEM NO. 8X10	ITEM NO. 8X12
Charcoal	202978	202979	202976	202977
Desert Buff	203055	203056	202995	202996
Antique Brown	202984	202985	202982	202981
Sierra Grey	202992	202993	202980	202991
MADE IN BC				
Graphite*	143582	143584	143586	143588
Natural*	143581	143583	143585	143587

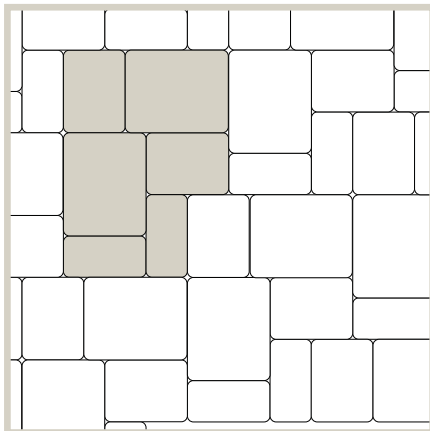


Specs:

Roman 8x4 - 10 horizontal layers per pallet with 9.6 sq ft per layer
 Roman 8x6 - 10 horizontal layers per pallet with 9 sq ft per layer
 Roman 8x10 - 10 horizontal layers per pallet with 9.44 sq ft per layer
 Roman 8x12 - 10 horizontal layers per pallet with 11.36 sq ft per layer

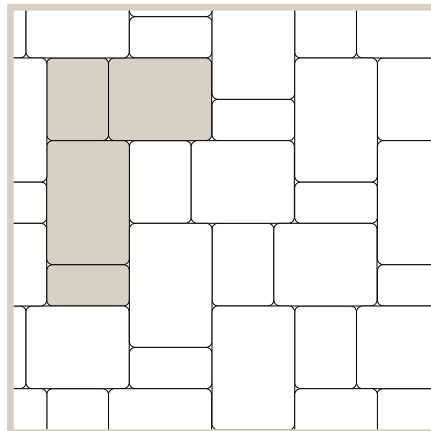
Notes: *Additional shipping fees may apply to BC-made products for customers in other provinces. Roman pavers are rectangular and come in four sizes on separate pallets. A refundable pallet fee will be charged to any pallet of Roman. The Unit of Measure for Roman is Each. Contact your local Barkman sales representative for any questions. They can be installed using one size only in a running bond or herringbone pattern, or they can be installed by mixing the sizes to create a random pattern. When installing this product, make sure to include a 2-5mm gap between each unit. This will provide enough room for the jointing sand and make installation easier.

PATTERNS



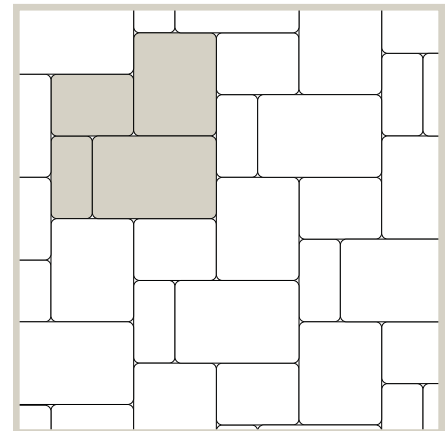
Pattern 1

Pieces per 100 sq ft
 85 pieces: 8 x 10 = 50% of total area
 85 pieces: 8 x 6 = 30% of total area
 85 pieces: 8 x 4 = 20% of total area



Pattern 2


Pieces per 100 sq ft
 53 pieces: 8 x 12 = 38% of total area
 53 pieces: 8 x 10 = 31% of total area
 53 pieces: 8 x 6 = 19% of total area
 53 pieces: 8 x 4 = 12% of total area



Pattern 3

Pieces per 100 sq ft
 53 pieces: 8 x 12 = 38% of total area
 53 pieces: 8 x 10 = 31% of total area
 53 pieces: 8 x 6 = 19% of total area
 53 pieces: 8 x 4 = 12% of total area

Roman Circle

DESCRIPTION		UNIT				PALLET						PRICE
		SIZE (OUTSIDE DIAMETER X H)		FACE AREA		HORIZ. LAYERS	NO. OF UNITS	NO. OF ROWS	FACE AREA		WEIGHT	
		MM	IN	M2	SQ FT				M2	SQ FT	LB	
Roman Circle Pallet		3148 x 60	123.96 x 2.36	-	-	9	1	-	8.27	89.1	2607	
COLOURS	ITEM NO.											
Charcoal	203124											
Antique Brown	203126											
Sierra Grey	203125											
MADE IN BC												
Graphite*	143592											
Natural*	143591											

Specs: Roman Circle has 9 horizontal layers per pallet and each layer is 9.9 sq ft per layer

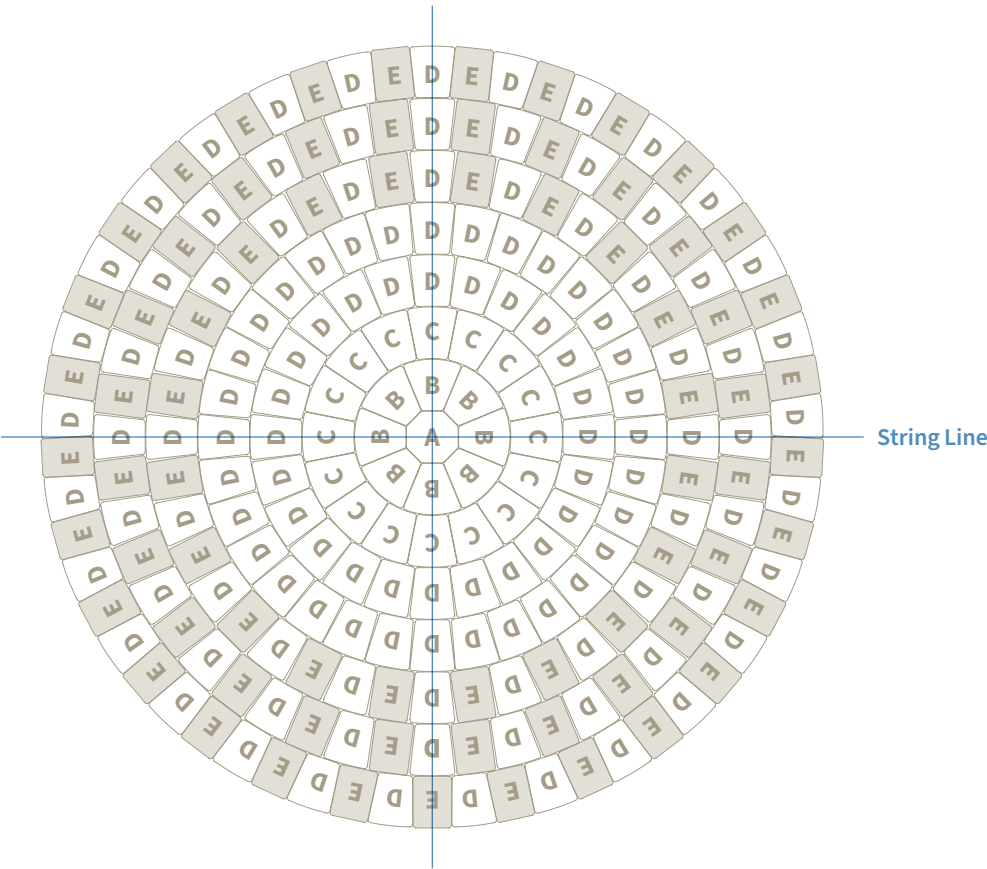
Notes: *Additional shipping fees may apply to BC-made products for customers in other provinces. Available to order in full pallets only. A refundable pallet fee will be charged to any pallet of Roman Circle. Due to pallet configuration, customer will receive nine starter stones. Customer is not charged for extra starter stones. The Unit of Measure for Roman Circle is Pallet. Contact your local Barkman sales representative for further details. To expand Roman Circle past the 10.33 ft. diameter, please refer to chart below for quantities using 8x6 Roman pavers. Additional 8x6 courses will have larger gaps between stones. When installing this product, make sure to include a 2-5mm gap between each unit. This will provide enough room for the jointing sand and make installation easier.

COURSE NO.	SIZE		PIECES PER COURSE	TOTAL PIECES REQUIRED
	DIAMETER			
	M	FT		
8	3.57	11.71	67	67
9	3.99	13.08	75	142
10	4.41	14.46	84	226
11	4.82	15.83	92	318
12	5.25	17.21	101	419
13	5.66	18.58	109	528
14	6.08	19.96	117	645
15	7.42	21.33	126	771
16	6.92	22.71	134	905
17	7.34	24.08	142	1047
18	7.76	25.46	151	1198
19	8.18	26.83	159	1357
20	8.60	28.21	168	1525
21	9.02	29.58	176	1701
22	9.44	30.96	184	1885
23	9.85	32.33	193	2078
24	10.27	33.71	201	2279



ROMAN CIRCLE PALLET CONFIGURATION

COURSE NO.	8.25" X 8.25"	8.25" X 9"	8.25" X 7.75"	8.25" X 7"	8.25" X 6.1875"
Center	1	0	0	0	0
1	0	8	0	0	0
2	0	0	16	0	0
3	0	0	0	24	0
4	0	0	0	32	0
5	0	0	0	20	20
6	0	0	0	24	24
7	0	0	0	29	29
TOTAL	9	9	18	135	81
EXTRA	8	1	2	6	8

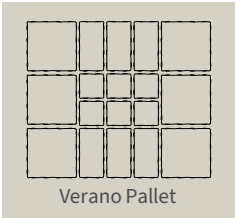


Notes: One circle pallet covers 83.86 sq ft, 10 1/3 ft in diameter. Space between rows is 2mm. Space between pavers vary from 2mm-5mm

Verano

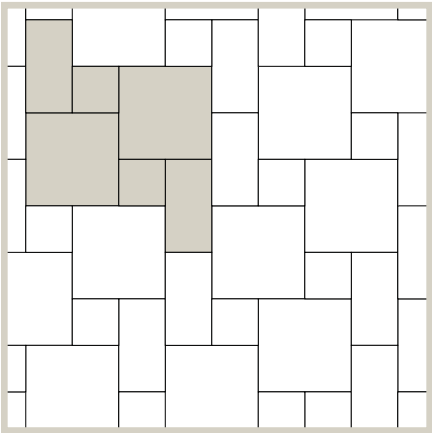
DESCRIPTION	UNIT					PALLET						PRICE
	SIZE (L X W X H)		FACE AREA		WEIGHT	NO. OF HORIZONTAL LAYERS	NO. OF UNITS	NO. OF ROWS	FACE AREA		WEIGHT	
	MM	IN	M2	SQ FT	LB				M2	SQ FT	LB	
6 x 6	146.1 x 146.1 x 60	5.75 x 5.75 x 2.36	0.02	0.23	6	10	60	-	8.92	96	2784	
12 x 6	292.1 x 146.1 x 60	11.5 x 5.75 x 2.36	0.04	0.46	13		60	-				
12 x 12	292.1 x 292.1 x 60	11.5 x 11.5 x 2.36	0.09	0.92	25		60	-				

COLOURS	ITEM NO.
Sierra Grey	203170
Charcoal	223156
Sterling	143967

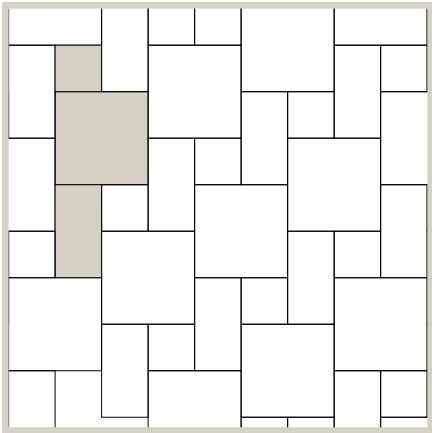


Notes: Available to order in full pallets only. Each pallet contains 96 sq ft with all three sizes combined. A refundable pallet fee will be charged to any pallet of Verano. The Unit of Measure for Verano is Layer. Contact your local Barkman sales representative for further details. Verano is a non-tumbled paver with smooth face. For more information, ask your local sales representative.

PATTERNS



Pattern 1

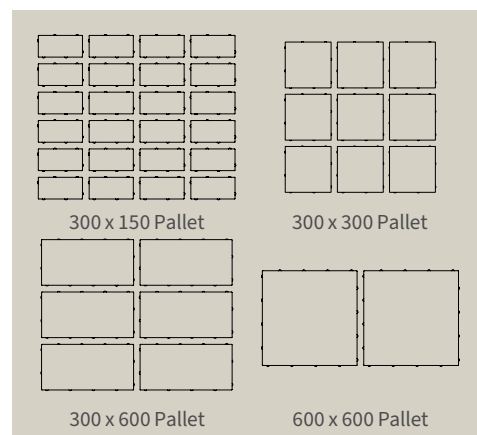


Pattern 2

Broadway 65mm

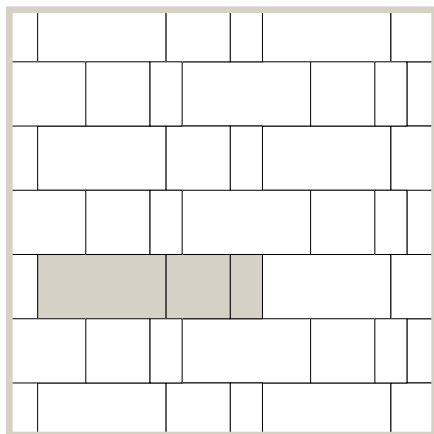
DESCRIPTION	UNIT					PALLET					PRICE
	SIZE (L X W X H)		FACE AREA		WEIGHT	NO. OF HORIZONTAL LAYERS	NO. OF UNITS	FACE AREA		WEIGHT	
	MM	IN	M2	SQ FT	LB			M2	SQ FT	LB	
300 x 150 x 65*	300 x 150 x 65	11.81 x 5.91 x 2.56	0.04	0.48	14.88	10	240	10.8	115.2	3570	
300 x 300 x 65**	300 x 300 x 65	11.81 x 11.81 x 2.56	0.09	0.97	29.75	10	90	8.10	87.3	2678	
600 x 300 x 65	600 x 300 x 65	23.62 x 11.81 x 2.56	0.18	1.94	59.50	10	60	10.80	116.4	3570	
600 x 600 x 65	600 x 600 x 65	23.62 x 23.62 x 2.56	0.36	3.87	119	10	20	7.20	77.4	2380	

COLOURS FACE MIX	ITEM NO. 300 X 150*	ITEM NO. 300 X 300**	ITEM NO. 600 X 300	ITEM NO. 600 X 600
Natural	234990	234989	234988	234987
Ash	241040	241041	241042	242636
Charcoal	234994	234993	234992	234991
Sterling	234998	234997	234996	234995
Sandstone	241043	241044	241045	241046
Amber	239853	239852	239851	239850
Obsidian	143761	143878	143710	143880
Quartz	236645	236644	236642	236643
White (New)	Special Order			
MADE IN BC				
Sierra Grey*	143649	143650	143651	143652
Graphite*	143653	143654	143655	143656



Notes: *Additional shipping fees may apply to BC-made products for customers in other provinces. Available to order in full pallets only. A refundable pallet fee will be charged to any pallet of Broadway 65mm. The Unit of Measure for Broadway 65mm is Each. Contact your local Barkman sales representative for further details. For over 50 Broadway design patterns, please visit our website. *300 x 150 x 65mm can be used for light vehicular applications such as residential driveways. This size also qualifies as a Permeable Paver. **300 x 300 x 65mm can be used as Stepping Stones.

PATTERNS



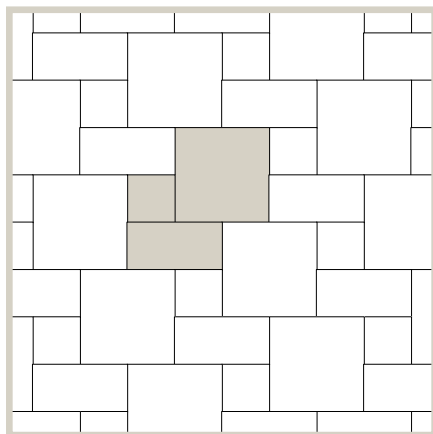
Pattern 1A

Pieces per 100 Sq ft

(1) 300 x 150 = 14%, 29 pcs

(1) 300 x 300 = 29%, 29 pcs

(1) 600 x 300 = 57%, 29 pcs



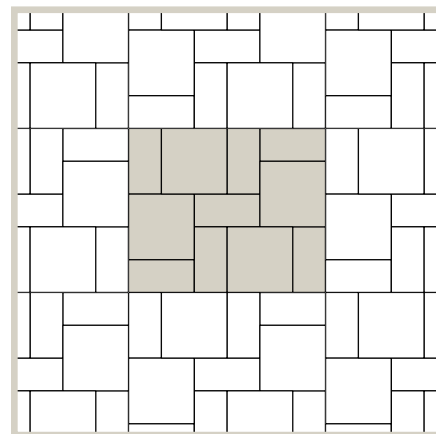
Pattern 2

Pieces per 100 sq ft

(1) 300 x 300 = 14%, 15 pcs

(1) 600 x 300 = 29%, 15 pcs

(1) 600 x 600 = 57%, 15 pcs



Pattern 3A

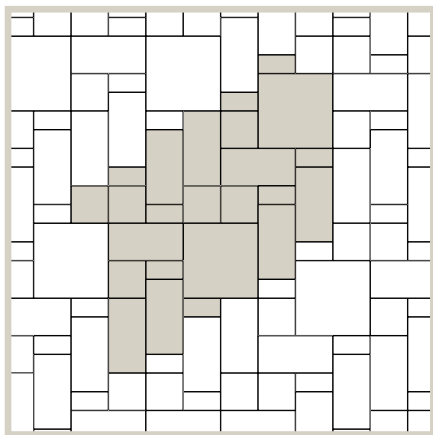
Pieces per 100 Sq ft

300 x 150 = 46%, 95 pcs

300 x 300 = 54%, 56 pcs

Broadway 65mm

PATTERNS



Pattern 4


Pieces per 100 sq ft

(8) 300 x 150 = 12%, 24 pcs

(6) 300 x 300 = 18%, 18 pcs

(8) 600 x 300 = 47%, 24 pcs

(2) 600 x 600 = 23%, 6 pcs



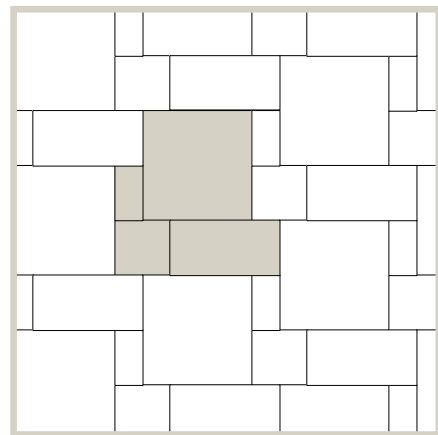
Pattern 5

Pieces per 100 sq ft

(1) 300 x 300 = 14%, 15 pcs

(1) 600 x 300 = 29%, 15 pcs

(1) 600 x 600 = 57%, 15 pcs



Pattern 6

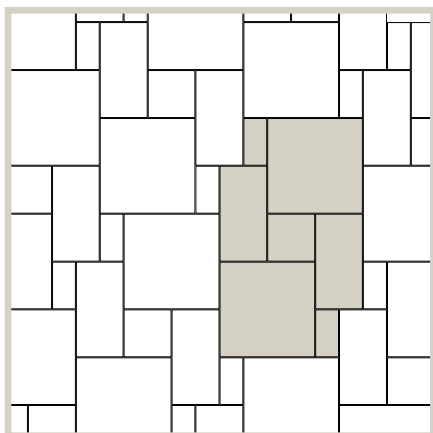
Pieces per 100 sq ft

(1) 300 x 150 = 7%, 14 pcs

(1) 300 x 300 = 13%, 14 pcs

(1) 600 x 300 = 27%, 14 pcs

(1) 600 x 600 = 53%, 14 pcs



Pattern 7

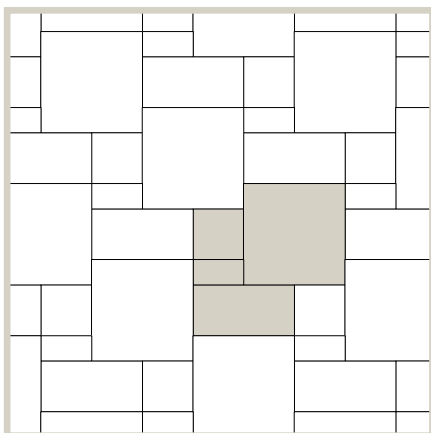
Pieces per 100 sq ft

(2) 300 x 150 = 7%, 15 pcs

(1) 300 x 300 = 7%, 7 pcs

(2) 600 x 300 = 29%, 15 pcs

(2) 600 x 600 = 57%, 15 pcs



Pattern 8

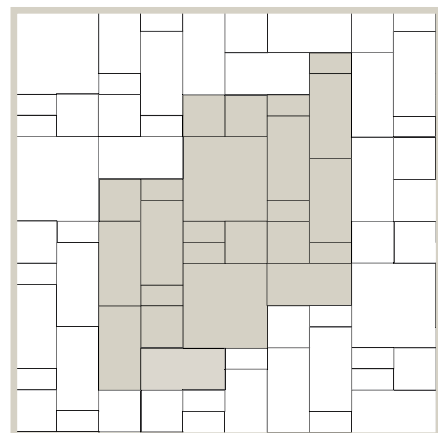
Pieces per 100 sq ft

(1) 300 x 150 = 7%, 14 pcs

(1) 300 x 300 = 13%, 14 pcs

(1) 600 x 300 = 27%, 14 pcs

(1) 600 x 600 = 53%, 14 pcs



Pattern 9

Pieces per 100 sq ft

(8) 300 x 150 = 12%, 24 pcs

(6) 300 x 300 = 17.5%, 18 pcs

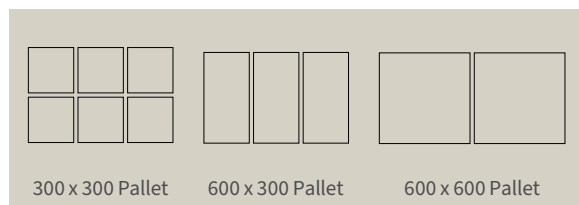

(8) 600 x 300 = 47%, 24 pcs

(2) 600 x 600 = 23.5%, 6 pcs

Fjord

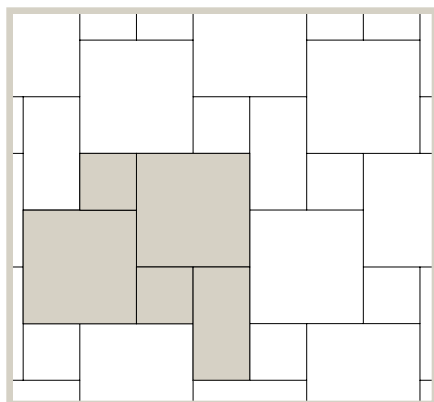
DESCRIPTION	UNIT					PALLET					PRICE
	SIZE (L X W X H)		FACE AREA		WEIGHT	NO. OF HORIZONTAL LAYERS	NO. OF UNITS	FACE AREA		WEIGHT	
	MM	IN	M2	SQ FT	LB			M2	SQ FT	LB	
300 x 300	300 x 300 x 65	11.81 x 11.81 x 2.56	0.09	0.97	29.75	10	60	5.4	58.2	1785	
600 x 300	600 x 300 x 65	23.62 x 11.81 x 2.56	0.18	1.94	59.50	10	30	5.4	58.2	1785	
600 x 600	600 x 600 x 65	23.62 x 23.62 x 2.56	0.36	3.87	119	10	20	7.2	77.4	2380	

COLOURS FACE MIX	ITEM NO. 300 X 300	ITEM NO. 600 X 300	ITEM NO. 600 X 600
Glacier	242344	242346	242350
Bedrock	242345	242347	242351



Notes: Available to order in full pallets only. A refundable pallet fee will be charged to any pallet of Fjord. The Unit of Measure for Fjord is Each. Contact your local Barkman sales representative for further details.

PATTERNS



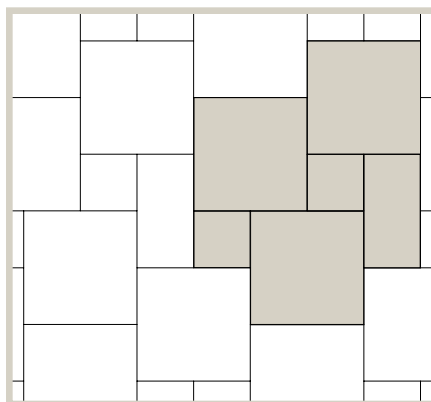
Pattern 1

Pieces per 100 sq ft

(2) 300 x 300 = 26.67%, 18 pcs

(1) 600 x 300 = 20%, 9 pcs

(2) 600 x 600 = 53.33%, 18 pcs



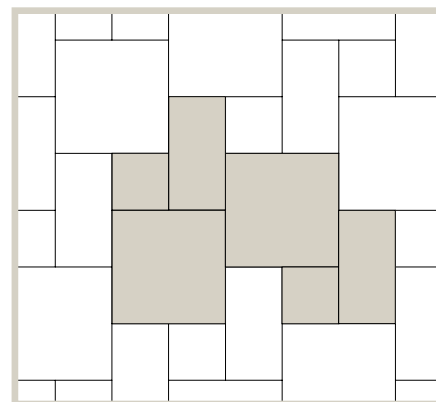
Pattern 2

Pieces per 100 sq ft

(2) 300 x 300 = 21.05%, 13 pcs

(1) 600 x 300 = 15.79%, 7 pcs

(3) 600 x 600 = 63.16%, 20 pcs



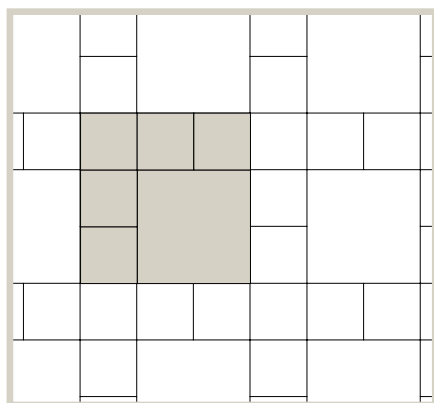
Pattern 3

Pieces per 100 sq ft

(2) 300 x 300 = 22.22%, 15 pcs

(2) 600 x 300 = 33.33%, 15 pcs

(2) 600 x 600 = 44.44%, 15 pcs

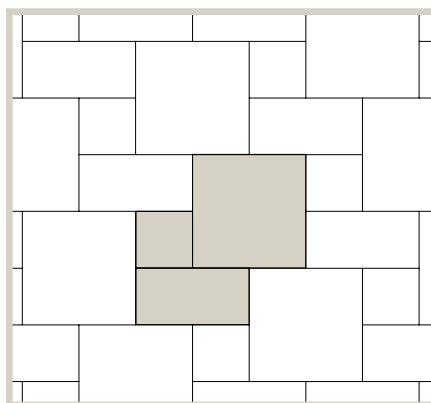


Pattern 4

Pieces per 100 sq ft

(1) 300 x 300 = 71.43%, 58 pcs

(5) 600 x 600 = 28.57%, 12 pcs



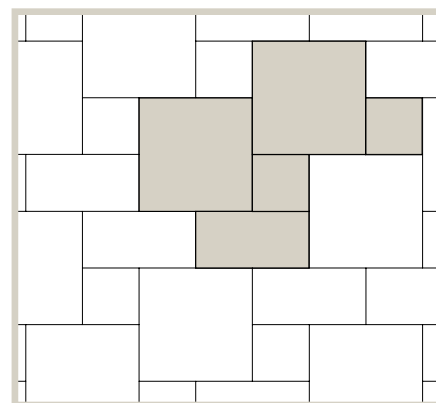
Pattern 5

Pieces per 100 sq ft

(1) 300 x 300 = 22.22%, 15 pcs

(1) 600 x 300 = 33.33%, 15 pcs

(1) 600 x 600 = 44.44%, 15 pcs



Pattern 6

Pieces per 100 sq ft

(2) 300 x 300 = 22.22%, 15 pcs


(2) 600 x 300 = 33.33%, 15 pcs

(2) 600 x 600 = 44.44%, 15 pcs

Hexagon 65mm

DESCRIPTION	UNIT					PALLET								PRICE
	SIZE (L X W X H)		FACE AREA		WEIGHT	NO. OF UNITS	FACE AREA		NO. OF UNITS	NO. OF ROWS	FACE AREA		WEIGHT	
	MM	IN	M2	SQ FT	LB		M2	SQ FT			M2	SQ FT	LB	
225 x 195 x 65	225 x 195 x 65	8.86 x 7.68 x 2.56	0.033	0.35	11.00	18	0.58	6.28	180	10	5.83	62.77	2028	

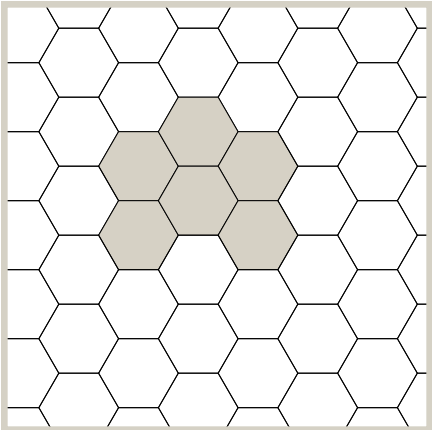
COLOURS	ITEM NO.
Ash	143571
Charcoal	143570
Natural	143569



Hexagon Pallet



Notes: Available to order in full pallets only. A refundable pallet fee will be charged to any pallet of Hexagon 65mm. The Unit of Measure for Hexagon 65mm is Each. Contact your local Barkman sales representative for further details. Hexagon 65mm uses the same spaces and chamfer as Broadway 65mm so it works well together.

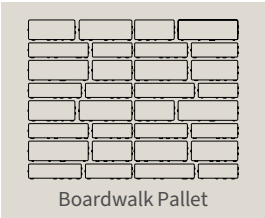
PATTERNS



Pattern 1
287 pieces per 100 sq ft


Boardwalk

DESCRIPTION	UNIT					PALLET						PRICE
	SIZE (L X W X H)		FACE AREA		WEIGHT	NO. OF HORIZONTAL LAYERS	NO. OF UNITS	NO. OF ROWS	FACE AREA		WEIGHT	
	MM	IN	M2	SQ FT	LB				M2	SQ FT	LB	
14 x 4.5	362 x 119 x 80	14.25 x 4.69 x 3.15	0.04	0.44	17.17	7	28	-	7.06	75.74	2719	
14 x 3	362 x 89 x 80	14.25 x 3.50 x 3.15	0.03	0.32	13.15		28	-				
12.5 x 4.5	322 x 119 x 80	12.68 x 4.69 x 3.15	0.04	0.39	15.69		28	-				
12.5 x 3	322 x 89 x 80	12.68 x 3.50 x 3.15	0.03	0.29	11.70		28	-				
11 x 4.5	282 x 119 x 80	11.10 x 4.69 x 3.15	0.03	0.34	13.76		28	-				
11 x 3	282 x 89 x 80	11.10 x 3.50 x 3.15	0.02	0.25	10.26		28	-				
9 x 4.5	242 x 119 x 80	9.53 x 4.69 x 3.15	0.03	0.29	11.82		28	-				
9 x 3	242 x 89 x 80	9.53 x 3.50 x 3.15	0.02	0.21	8.82		28	-				
COLOURS: MADE IN BC	ITEM NO.											
Charcoal*	218636											
Natural*	215381											



Notes: *Additional shipping fees may apply to BC-made products for customers in other provinces. Available to order in full pallets only. Each pallet contains 76 sq ft between the eight sizes. A refundable pallet fee will be charged to any pallet of Boardwalk. The Unit of Measure for Boardwalk is Layer. Contact your local Barkman sales representative for further details. It's recommended to use **Paver Saver Mat (103164)** between the plate compactor and surface. Boardwalk is compatible with some machine paver laying systems. Boardwalk can also be installed as a permeable paver. It's recommended to use Polybind Complete G2 or Gator Maxx G2 Polymeric Sand for commercial applications if not using for permeable. Product designed to be installed in a running bond pattern.

PATTERNS



Broadway 80mm NEW

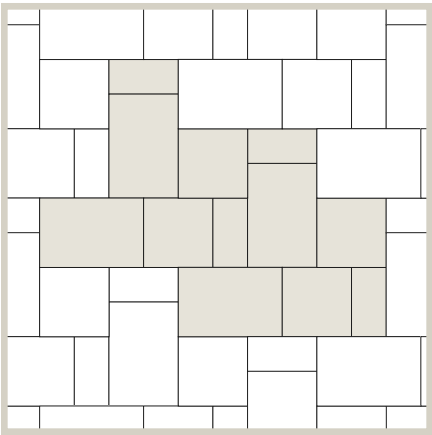
DESCRIPTION	UNIT					PALLET					PRICE
	SIZE (L X W X H)		FACE AREA		WEIGHT	NO. OF HORIZONTAL LAYERS	NO. OF UNITS	FACE AREA		WEIGHT	
	MM	IN	M2	SQ FT	LB			M2	SQ FT	LB	
300 x 150 x 80	300 x 150 x 80	11.81 x 5.91 x 3.14	0.04	0.48	17.73	7	28	7.35	79.12	3025	
300 x 300 x 80	300 x 300 x 80	11.81 x 11.81 x 3.14	0.09	0.97	36.02		28				
450 x 300 x 80	450 x 300 x 80	11.81 x 17.72 x 3.14	0.13	1.45	54.30		28				

COLOURS FACE MIX	ITEM NO.
Natural	144392
Charcoal	144393
Sterling	144394
Graphite	144395
Ash	144396
Sandstone	144397
Amber	144398
Obsidian	144399
Quartz	144400
White (New)	Special Order

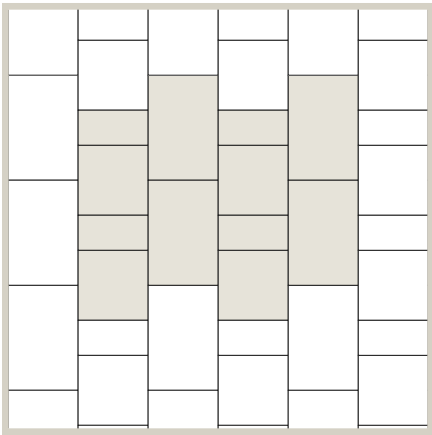


Notes: Available to order in full pallets only. A refundable pallet fee will be charged to any pallet of Broadway 80mm. The Unit of Measure for Broadway 80mm is Layer. Contact your local Barkman sales representative for further details.

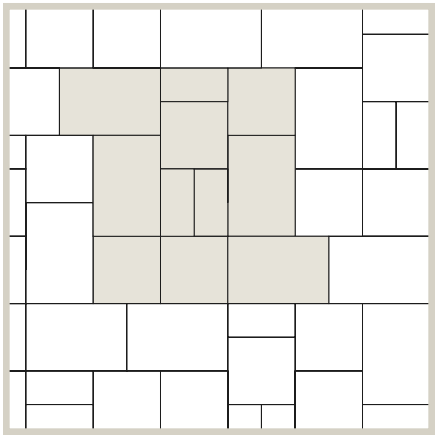
PATTERNS



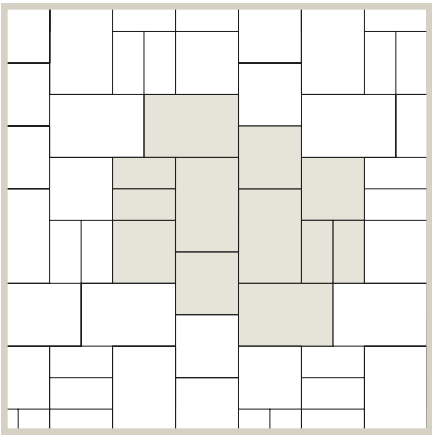
Pattern 1



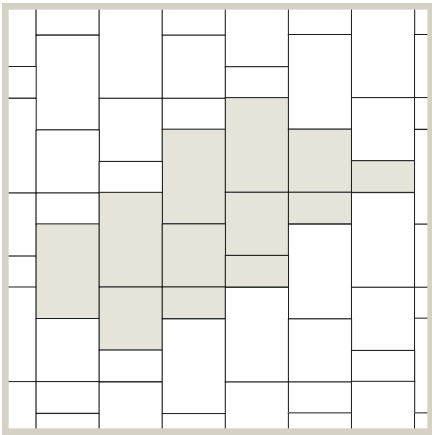
Pattern 2



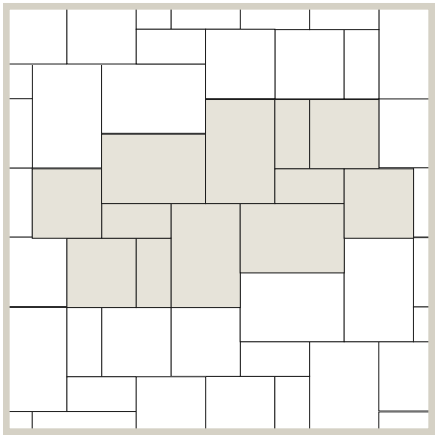
Pattern 3



Pattern 4



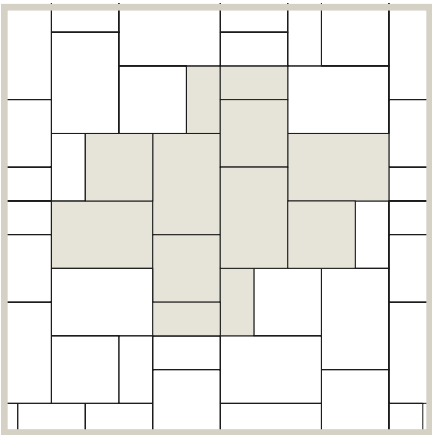
Pattern 5



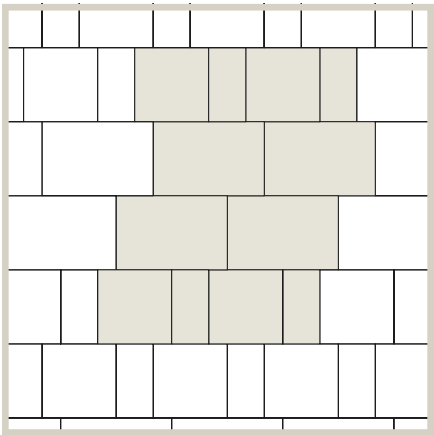
Pattern 6

Broadway 80mm NEW

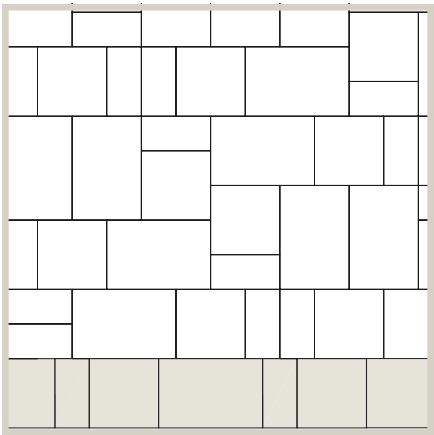
PATTERNS




Pattern 7




Pattern 8



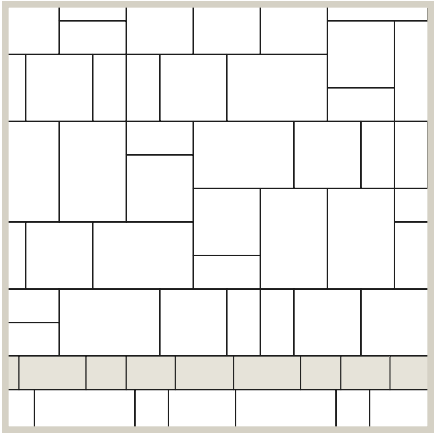
Broadway 80 Border – Soldier Course



Broadway 80 Border – Standard Soldier Course



Cobble Border – Full Soldier Course




Cobble Accenting

Cobble


DESCRIPTION	UNIT					PALLET						PRICE
	SIZE (L X W X H)		FACE AREA		WEIGHT	NO. OF HORIZONTAL LAYERS	NO. OF UNITS	NO. OF ROWS	FACE AREA		WEIGHT	
	MM	IN	M2	SQ FT	LB				M2	SQ FT	LB	
7 x 6	180 x 150 x 80	7.09 x 5.91 x 3.15	0.03	0.29	-	7	56	-	7.99	86.8	2961	
9 x 6	220 x 150 x 80	8.66 x 5.91 x 3.15	0.03	0.35	-		56	-				
10 x 6	260 x 150 x 80	10.24 x 5.91 x 3.15	0.04	0.40	-		56	-				
12 x 6	300 x 150 x 80	11.81 x 5.91 x 3.15	0.04	0.45	-		56	-				

COLOURS	ITEM NO.
Charcoal	242306



Notes: Available to order in full pallets only. A refundable pallet fee will be charged to any pallet of Cobble. Each pallet contains seven layers with four different sizes. The Unit of Measure for Cobble is Layer. Contact your local Barkman sales representative for information. It's recommended to use **Paver Saver Mat (103164)** between plate compactor and surface. This product is laid completely random within a running bond pattern. It's recommended to use Polybind Complete G2 Polymeric Sand or Gator Maxx G2 Polymeric Sand for commercial applications that are not permeable.

PATTERNS



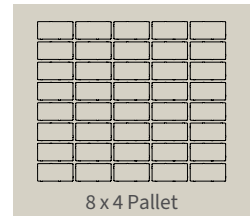
Running Bond 1

Holland 80mm

DESCRIPTION	UNIT					PALLET ROW			PALLET					PRICE
	SIZE (L X W X H)		FACE AREA		WEIGHT	NO. OF UNITS	FACE AREA		NO. OF UNITS	NO. OF ROWS	FACE AREA		WEIGHT	
	MM	IN	M2	SQ FT	LB		M2	SQ FT			M2	SQ FT	LB	

Holland 80mm	210 x 105 x 80	8.27 x 4.13 x 3.15	0.02	0.24	9.3	64	1.41	15.36	320	5	7.15	76.8	2976
--------------	----------------	--------------------	------	------	-----	----	------	-------	-----	---	------	------	------

COLOURS	ITEM NO.
Charcoal	202752
Antique Brown	202758
Natural	202753
Sierra Grey	215053

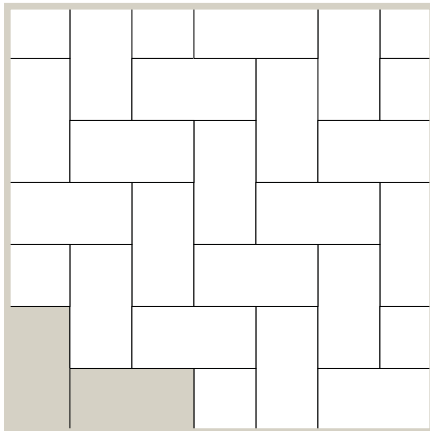


8 x 4 Pallet

Specs: Holland has 8 horizontal layers per pallet and each layer is 9.6 sq ft per layer

Notes: It's recommended to use Polybind Complete G2 Polymeric Sand for commercial applications. A refundable pallet fee will be charged to any pallet of Holland 8CM. The Unit of Measure for Holland 80mm is Each. Contact your local Barkman sales representative for further details. Holland pavers can be installed in a running bond or herringbone pattern with border options that can be combined with other pavers. To calculate soldier course, multiply lineal footage by 0.7 which will indicate the square footage of Holland required. To calculate sailor course, multiply lineal footage by 0.35, which will indicate the square footage of Holland required.

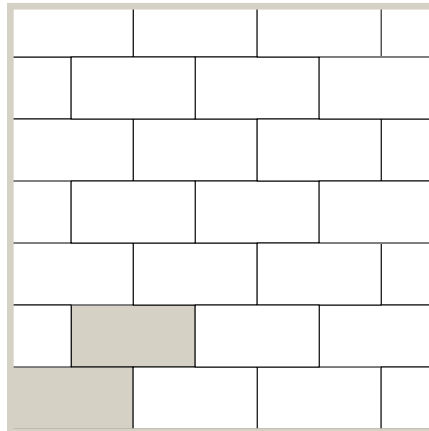
PATTERNS



Herringbone

Pieces per 100 sq ft

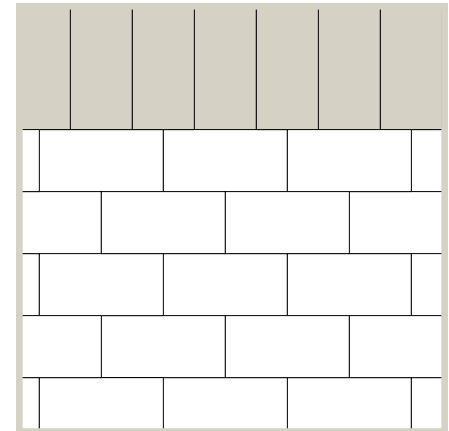
417 pieces: 8 x 4 = 100% of total area



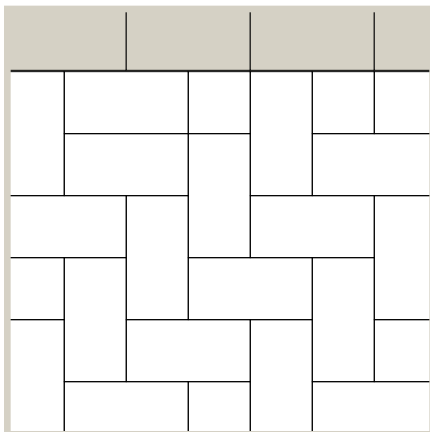
Running Bond 1

Pieces per 100 sq ft


417 pieces: 8 x 4 = 100% of total area



Soldier Course



Sailor Course



Parquet

Pieces per 100 sq ft

417 pieces: 8 x 4 = 100% of total area

Mesa Flagstone

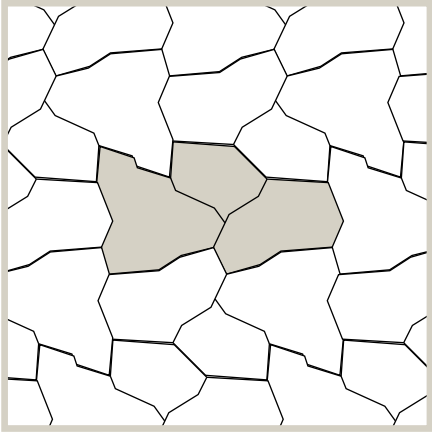
DESCRIPTION	UNIT					PALLET						PRICE
	SIZE (L X W X H)		FACE AREA		WEIGHT	NO. OF HORIZONTAL LAYERS	NO. OF UNITS	NO. OF ROWS	FACE AREA		WEIGHT	
	MM	IN	M2	SQ FT	LB				M2	SQ FT	LB	
Mesa Flagstone	613.3 x 330.8 x 80	24.14 x 13.02 x 3.15	0.15	1.62	58	8	48	-	7.2	77.76	2784	

COLOURS	ITEM NO.
Sierra Grey	241646
Sterling	241648



Notes: Available to order in full pallets only. A refundable pallet fee will be charged to any pallet of Mesa Flagstone. Contact your local Barkman sales representative for further details. The Unit of Measure for Mesa Flagstone is Each. It's recommended to use **Paver Saver Mat (103164)** between plate compactor and paver surface. It's recommended to use Alliance Polybind Complete G2 sand to accommodate the false joints.

PATTERNS

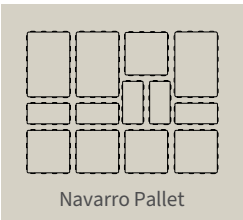


Pieces per 100 sq ft
62 pieces Mesa Flagstone = 100% of total area

Navarro

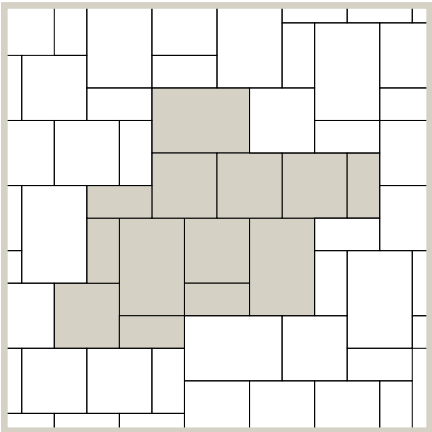
DESCRIPTION	UNIT					PALLET						PRICE
	SIZE (L X W X H)		FACE AREA		WEIGHT	NO. OF HORIZONTAL LAYERS	NO. OF UNITS	NO. OF ROWS	FACE AREA		WEIGHT	
	MM	IN	M2	SQ FT	LB				M2	SQ FT	LB	
12 x 6	306 x 153 x 80	12.05 x 6.02 x 3.15	0.05	0.5	19	7	35	-	7.80	84	3100	
12 x 12	306 x 306 x 80	12.05 x 12.05 x 3.15	0.09	1	38		35	-				
12 x 18	306 x 459 x 80	12.05 x 18.07 x 3.15	0.14	1.50	57		21	-				

COLOURS	ITEM NO.
Sierra Grey	202719
Charcoal	242303



Notes: Available to order in full pallets only. Each pallet contains 84 sq ft between the three sizes. A refundable pallet fee will be charged to any pallet of Navarro. The Unit of Measure for Navarro is Layer. Contact your local Barkman sales representative for further details. It's recommended to use **Paver Saver Mat (103164)** between plate compactor and surface. It's recommended to use Polybind Complete G2 Polymeric Sand for commercial applications.

PATTERNS






Pattern 3

Broadway 100mm Family

DESCRIPTION	UNIT					PALLET							PRICE
	SIZE (L X W X H)		FACE AREA		WEIGHT	NO. OF HORIZONTAL LAYERS	NO. OF UNITS	NO. OF ROWS	FACE AREA		WEIGHT		
	MM	IN	M2	SQ FT	LB				M2	SQ FT	LB		
BROADWAY 100MM													
300 x 150 x 100*	300 x 150 x 100	11.81 x 5.91 x 3.94	0.04	0.48	22.88	6	144	-	6.42	69.12	3295		
300 x 300 x 100	300 x 300 x 100	11.81 x 11.81 x 3.94	0.09	0.97	45.76	6	72	-	6.48	69.84	3295		
600 x 300 x 100	600 x 300 x 100	23.62 x 11.81 x 3.94	0.18	1.94	91.53	6	36	-	6.48	69.84	3295		
900 x 450 x 100**	900 x 450 x 100	35.43 x 17.72 x 3.94	0.4	4.36	205.94	6	12	-	4.86	52.32	2471		
900 x 900 x 100**	900 x 900 x 100	35.43 x 35.43 x 3.94	0.81	8.72	411.87	6	6	-	4.86	52.32	2471		
BROADWAY PLANKS 100MM													
451 x 76 x 100	451 x 76 x 100	17.76 x 2.99 x 3.94	0.03	0.37	17.43	6	132	-	4.53	48.84	2123		
400 x 100 x 100	400 x 100 x 100	15.75 x 3.94 x 3.94	0.04	0.43	20.34	6	144	-	5.75	61.92	2929		
600 x 150 x 100	600 x 150 x 100	23.62 x 5.91 x 3.94	0.09	0.97	45.76	6	72	-	6.48	69.84	3295		
BROADWAY CONTOUR 100MM													
451 x 76 x 100	451 x 76 x 100	17.76 x 2.99 x 3.94	0.03	0.37	17.43	6	132	-	4.53	48.84	2123		
400 x 100 x 100	400 x 100 x 100	15.75 x 3.94 x 3.94	0.04	0.43	20.34	6	144	-	5.75	61.92	2929		
600 x 150 x 100	600 x 150 x 100	23.62 x 5.91 x 3.94	0.09	0.97	45.76	6	72	-	6.48	69.84	3295		
600 x 300 x 100	600 x 300 x 100	23.62 x 11.81 x 3.94	0.18	1.94	91.53	6	36	-	6.48	69.84	3295		
BROADWAY WEATHERED 100MM													
300 x 150 x 100	300 x 150 x 100	11.81 x 5.91 x 3.94	0.04	0.48	22.88	6	144	-	6.42	69.12	3295		
300 x 300 x 100	300 x 300 x 100	11.81 x 11.81 x 3.94	0.09	0.97	45.76	6	72	-	6.48	69.84	3295		

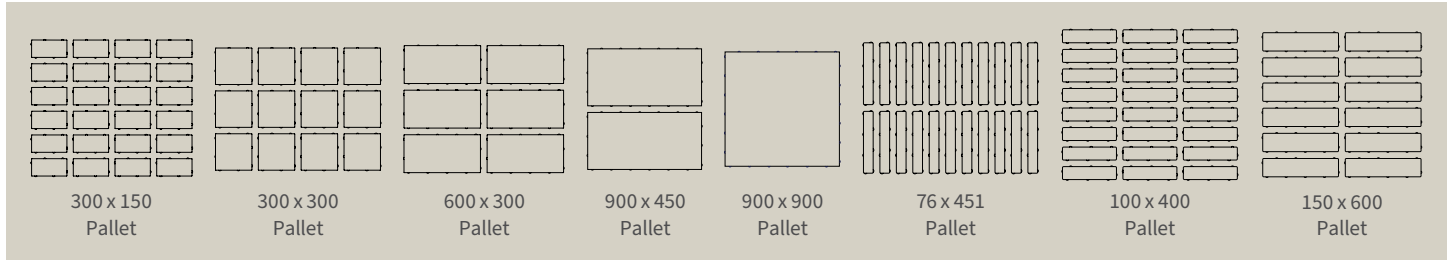
COLOURS	ITEM NO. 300X150*	ITEM NO. 300X300	ITEM NO. 600X300	ITEM NO. 900X450**	ITEM NO. 900X900**	ITEM NO. 451X76	ITEM NO. 100X400	ITEM NO. 150X600
FACE MIX								
Natural				235319	235320			
Ash				241475	241476			
Charcoal				235313	235314			
Sterling	241810	235323	235324	235325	235326	235321	239914	239915
Amber	241814	239856	239857	239858	239859	239854	239920	239921
Obsidian	143884	143885	143886	143887	143888	143881	143882	143883
Quartz	241812	236658	236659	236660	236661	236656	239916	239917
White (New)				Special Order				
THROUGH MIX								
Natural	241798	202852	202853			214576	239924	239925
Ash	241806	223059	223060			214573	241477	241478
Charcoal	241797	213183	212503			214570	239922	239923
BROADWAY CONTOUR								
Natural			143558			143561	143552	143555
Ash			143560			143563	143554	143557
Charcoal			143559			143562	143553	143556
Sterling			143724			143725	143722	143723
BROADWAY WEATHERED								
Natural	143564	143566						
Ash	143565	143568						
Charcoal	242635	143567						



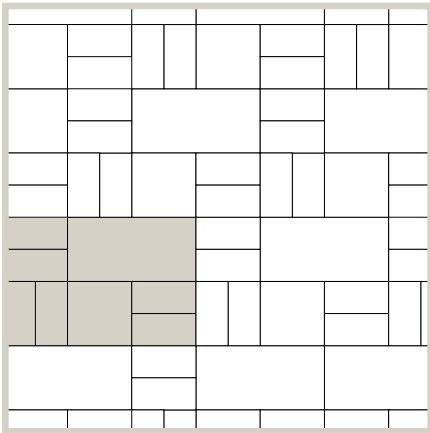
Notes: For over 50 Broadway Paver Patterns please visit our website. Available to order in full pallets only. It's recommended to use Polybind Complete G2 Polymeric Sand for commercial application. A refundable pallet fee will be charged to any pallet of Broadway. Special order minimum quantity is 1000 sq ft per size. Contact your local Barkman sales representative for further details. The Unit of Measure for the Broadway Family is Each. Broadway Contour 100mm features a striated texture that's slip-resistant and adds a striking accent to any given space. *300 x 150 x 100 qualifies as a Permeable Paver.

**900 x 900 x 100 and 900 x 450 x 100 can only be used for pedestrian applications.

Broadway 100mm Family



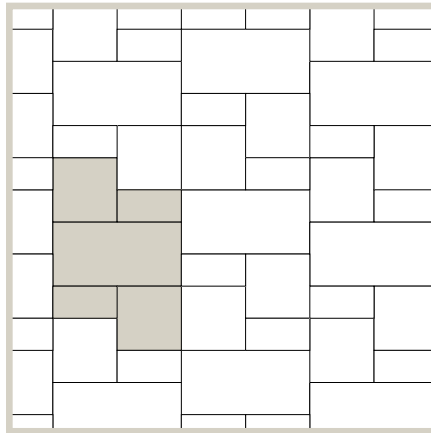
PATTERNS



Pattern 1

Pieces per 100 Sq ft

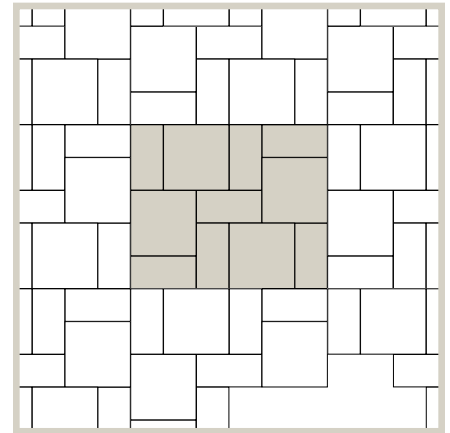
- (6) 300 x 150 = 50%, 102 pcs
- (1) 300 x 300 = 17%, 17 pcs
- (1) 600 x 300 = 33%, 17 pcs



Pattern 2

Pieces per 100 Sq ft

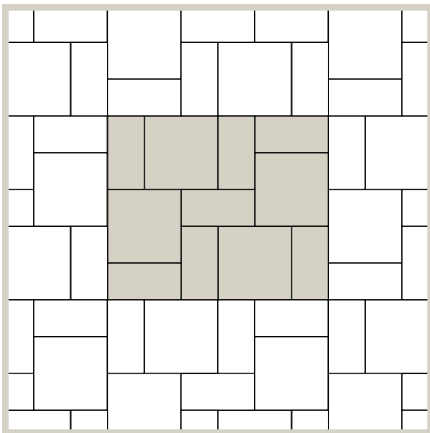
- (2) 300 x 150 = 20%, 42 pcs
- (1) 300 x 300 = 40%, 42 pcs
- (1) 600 x 300 = 40%, 21 pcs



Pattern 3

Pieces per 100 Sq ft

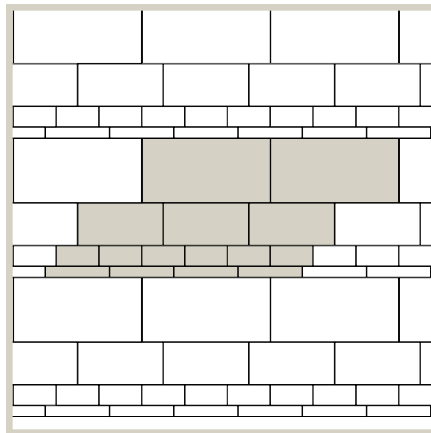
- 300 x 150 = 46%, 95 pcs
- 300 x 300 = 54%, 56 pcs



Pattern 4

Pieces per 100 Sq ft

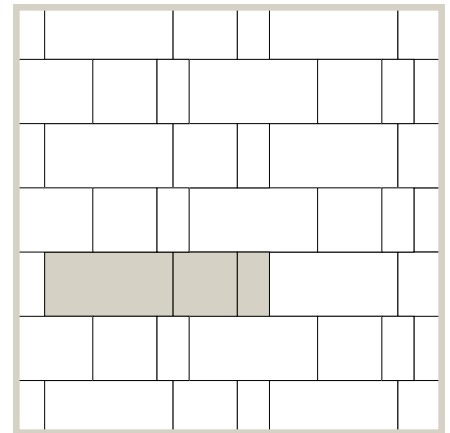
- (2) 900 x 450 = 50%, 12 pcs
- (1) 900 x 900 = 50%, 6 pcs



Pattern 5

Pieces per 100 Sq ft

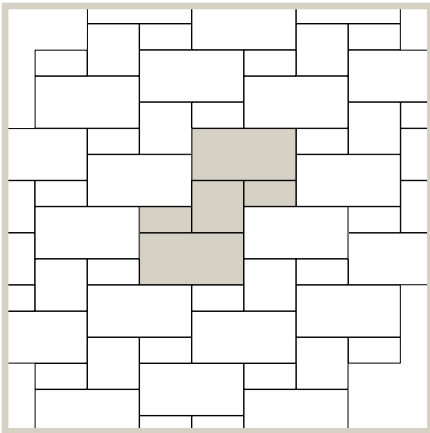
- (6) 300 x 150 = 15%, 36 pcs
- (4) 451 x 76 = 8%, 24 pcs
- (3) 600 x 300 = 31%, 12 pcs
- (2) 900 x 450 = 46%, 12 pcs



Pattern 6

Pieces per 100 Sq ft

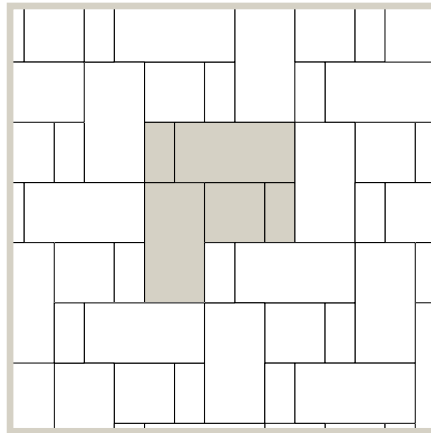
- (1) 300 x 150 = 14%, 29 pcs
- (1) 300 x 300 = 29%, 29 pcs
- (1) 600 x 300 = 57%, 29 pcs



Pattern 7

Pieces per 100 Sq ft

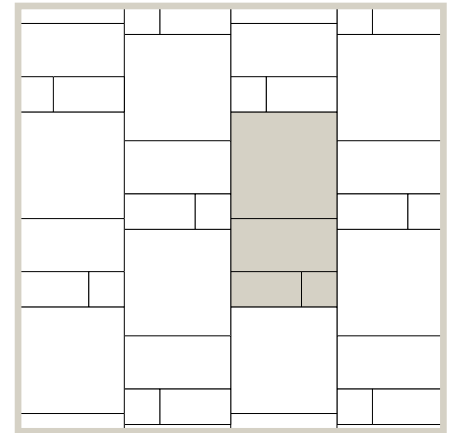
- (2) 300 x 150 = 16.5%, 34 pcs
- (1) 300 x 300 = 16.5%, 17 pcs
- (2) 600 x 300 = 67%, 34 pcs



Pattern 8

Pieces per 100 Sq ft


- (2) 300 x 150 = 16.5%, 34 pcs
- (1) 300 x 300 = 16.5%, 17 pcs
- (2) 600 x 300 = 67%, 34 pcs



Pattern 9


Pieces per 100 Sq ft

- (1) 300 x 300 = 6%, 7 pcs
- (1) 600 x 300 = 13%, 7 pcs
- (1) 900 x 450 = 27%, 7 pcs
- (1) 900 x 900 = 54%, 7 pcs



Pattern 10

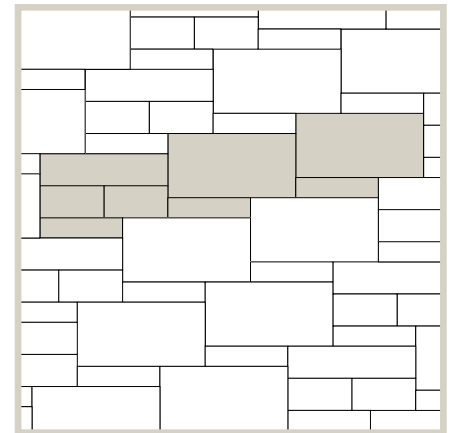
- (6) 300 x 150 = 22%, 48 pcs
- (12) 451 x 76 = 33.8%, 96 pcs
- (3) 600 x 300 = 44.2%, 24 pcs



Pattern 11

Pieces per 100 Sq ft

- (9) 400 x 100 = 30.6%, 72 pcs
- (8) 451 x 76 = 23.4%, 64 pcs
- (6) 600 x 150 = 46%, 48 pcs



Pattern 12

Pieces per 100 Sq ft


- (2) 300 x 150 = 13.5%, 28 pcs
- (3) 400 x 100 = 18.1%, 42 pcs
- (1) 600 x 150 = 13.7%, 14 pcs
- (2) 600 x 300 = 54.7%, 28 pcs

Colonial Eco

DESCRIPTION	UNIT					PALLET ROW			PALLET					PRICE
	SIZE (L X W X H)		FACE AREA		WEIGHT	NO. OF UNITS	FACE AREA		NO. OF UNITS	NO. OF ROWS	FACE AREA		WEIGHT	
	MM	IN	M2	SQ FT	LB		M2	SQ FT			M2	SQ FT	LB	
Colonial Eco	157x157x80	6.18x6.18x3.15	0.03	0.27	9	40	0.99	10.61	280	7	7.02	75.6	2451	

Colonial Eco 157 x 157 x 80 6.18 x 6.18 x 3.15 0.03 0.27 9 40 0.99 10.61 280 7 7.02 75.6 2451

COLOURS	ITEM NO.
Special order	-



Colonial Eco Pallet

Specs: Colonial Eco has 8 horizontal layers per pallet and each layer is 9.45 sq ft per layer

Notes: A refundable pallet fee will be charged to any pallet of Colonial Eco. The Unit of Measure for Colonial Eco is Each. This is a special order item, available in through mix colours only. Contact your local Barkman sales representative for further details.


Holland Eco

DESCRIPTION	UNIT					PALLET ROW			PALLET				PRICE	
	SIZE (L X W X H)		FACE AREA		WEIGHT	NO. OF UNITS	FACE AREA		NO. OF UNITS	NO. OF ROWS	FACE AREA			WEIGHT
	MM	IN	M2	SQ FT	LB		M2	SQ FT			M2	SQ FT		LB
Holland Eco	210 x 105 x 80	8.27 x 4.13 x 3.15	0.02	0.24	9.05	-	-	-	320 full	-	7.13	76.8	2918	
									64 half					

Holland Eco 210 x 105 x 80 8.27 x 4.13 x 3.15 0.02 0.24 9.05 - - - 320 full - 7.13 76.8 2918

64 half

COLOURS	ITEM NO.
Charcoal	218960
Natural	202872



Holland Eco Pallet

Specs: Holland Eco has 8 horizontal layers per pallet and each layer is 9.6 sq ft per layer.


Notes: Each pallet contains 320 full pieces and 64 half pieces. The 64 half stones included in each pallet are not charged. A refundable pallet fee will be charged to any pallet of Holland Eco. The Unit of Measure for Holland Eco is Layer. Contact your local Barkman sales representative for further details on through mix special order colour options. See Holland on page 7 for patterns.

Turfstone Eco

DESCRIPTION	UNIT					PALLET ROW			PALLET					PRICE
	SIZE (L X W X H)		FACE AREA		WEIGHT	NO. OF UNITS	FACE AREA		NO. OF UNITS	NO. OF ROWS	FACE AREA		WEIGHT	
	MM	IN	M2	SQ FT	LB		M2	SQ FT			M2	SQ FT	LB	
Turfstone Eco	599 x 399 x 80	23.58 x 15.71 x 3.15	0.24	2.56	64.5	16	3.84	40.96	32	2	7.62	81.92	2064	

Turfstone Eco 599 x 399 x 80 23.58 x 15.71 x 3.15 0.24 2.56 64.5 16 3.84 40.96 32 2 7.62 81.92 2064

COLOURS	ITEM NO.
Natural	202846



Turfstone Eco Pallet

Specs: Turfstone Eco has 8 horizontal layers per pallet and each layer is 10.24 sq ft per layer.

Notes: A refundable pallet fee will be charged to any pallet of Turfstone Eco. The Unit of Measure for Turfstone Eco is Each.

Paver Material Requirements

1) EXCAVATION DEPTH

MATERIAL	FOR PEDESTRIAN TRAFFIC		FOR LIGHT VEHICULAR TRAFFIC	
	MM	IN	MM	IN
Pavers	60	2.36	60	2.36
Sand	25.4	1	25.4	1
Gravel Base	102-152	4-6	203-305	8-12
Total Excavation Depth	178-229	7-9	279-381	11-15

Gravel base: Use minimum depths in a well-drained area or undisturbed soil. Use maximum depths in poorly drained area or disturbed soil. 0.5" less is required to compensate compacting of pavers. If soil is saturated more than 50% of the time, filter fabric and extra base should be used.

When installing thicker pavers add equivalent total excavation depth. Note that not all 60mm pavers are suitable for vehicular traffic.

2) BASE MATERIAL

Granular Base

WIDTH		LENGTH		BASE DEPTH				MATERIAL REQUIRED
m	x	m	x	$m \div 0.3048$	\div	0.6858	=	m ³
ft	x	ft	x	$ft \div 12$	\div	27	=	cu yd

Bedding Sand

WIDTH		LENGTH					MATERIAL REQUIRED
m	x	m	x	0.0255	=		m ³
ft	x	ft	x	0.0031	=		cu yd

3) EDGING

Edging

LENGTH OF EDGE				SNAP EDGE
m	\div	2.4384	=	No. of Pieces
ft	\div	8	=	No. of Pieces

Spikes

LENGTH OF EDGE				SPIKES
m	\div	3.2808	=	No. of Spikes
ft	x	1	=	No. of Spikes



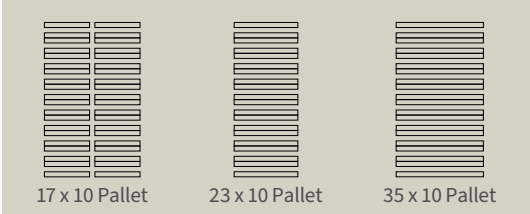
SLABS

From the rustic wood grains of Bridgewood to the bold colours and textures of Lexington, Barkman offers a wide variety of slabs to suit any architectural style.

Bridgewood

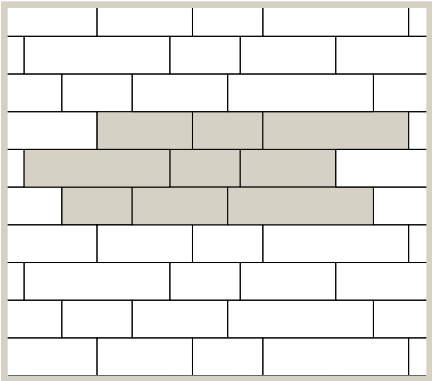
DESCRIPTION	UNIT					PALLET					PRICE
	SIZE (L X W X H)		FACE AREA		WEIGHT	NO. OF UNITS	NO. OF ROWS	FACE AREA		WEIGHT	
	MM	IN	M2	SQ FT	LB			M2	SQ FT	LB	
17 x 10	440 x 250 x 51	17.32 x 9.84 x 2	0.11	1.18	28.5	40	-	4.39	47.2	1140	
23 x 10	595 x 250 x 51	23.43 x 9.84 x 2	0.15	1.6	38.5	20	-	2.97	32	770	
35 x 10	890 x 250 x 51	35.04 x 9.84 x 2	0.22	2.39	58	20	-	4.45	47.9	1160	

COLOURS	ITEM NO. 17X10	ITEM NO. 23X10	ITEM NO. 35X10
Cedar Brown	114278	114280	114282
Weathered Grey	114277	114279	114281



Notes: Available to order in full pallets. A refundable pallet fee will be charged to any pallet of Bridgewood. The Unit of Measure for Bridgewood is Each. Contact your local Barkman sales representative for further details. Bridgewood should incorporate a 1/8" to 1/4" (3mm to 6mm) gap between each plank. Plank thicknesses will vary; this is intentional to replicate real planks. Can be laid with all three sizes, or a selection of one or two at any size in a running bond pattern. To achieve the most desired look, Bridgewood is intended to be laid in all three sizes with a 1:1:1 ratio. To calculate number of pieces, Area / 5.17 = how many pieces required.

PATTERNS

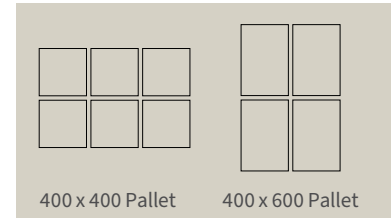


Pieces per 100 sq ft
20 pieces: 17 x 10 = 23% of total area
20 pieces: 24 x 10 = 31% of total area
20 pieces: 35 x 10 = 46% of total area

Brookside


DESCRIPTION	UNIT					PALLET					PRICE
	SIZE (L X W X H)		FACE AREA		WEIGHT	NO. OF HORIZONTAL LAYERS	NO. OF UNITS	FACE AREA		WEIGHT	
	MM	IN	M2	SQ FT	LB			M2	SQ FT	LB	
16 x 16	400 x 400 x 50	15.75 x 15.75 x 1.97	0.16	1.72	40.68	7	42	6.72	72.33	1709	
16 x 24	400 x 600 x 50	15.75 x 23.62 x 1.97	0.24	2.58	61.02	10	40	9.60	103.33	2441	

COLOURS	ITEM NO. 16X16	ITEM NO. 16X24
Charcoal	123705	123709
Sierra Grey	123707	123710
Hazel	123708	123711
MADE IN BC	ITEM NO. 16X16	ITEM NO. 16X24
Graphite*	143873	143874



Notes: *Additional shipping fees may apply to BC-made products for customers in other provinces. Available to order in full pallets only. A refundable pallet fee will be charged to any pallet of Brookside. The Unit of Measure for Brookside is Each. Contact your local Barkman sales representative for further details. When installing this product, make sure to include a 2–5mm gap between each unit. This will provide enough room for the jointing sand and make installation easier.

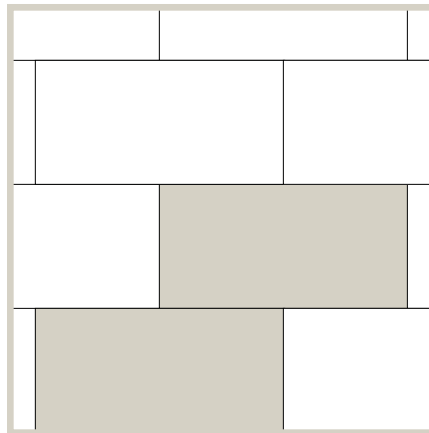
PATTERNS



Running Bond 1

Pieces per 100 sq ft

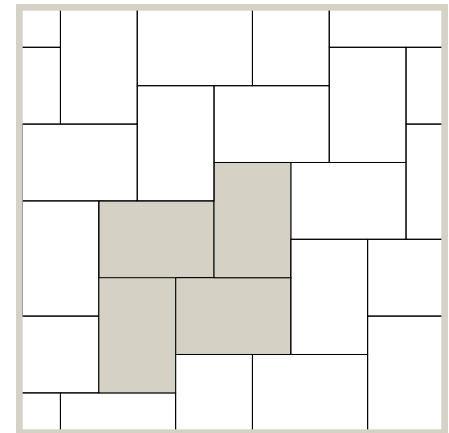
59 pieces: 16 x 16 = 100% of total area



Running Bond 2

Pieces per 100 sq ft

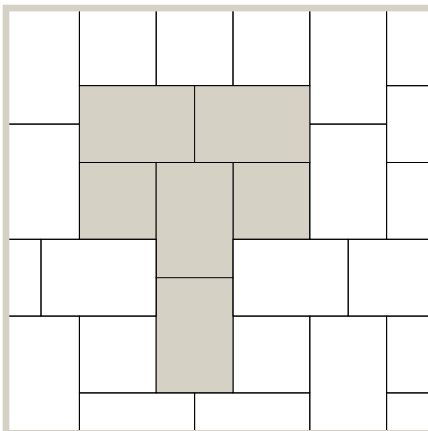
39 pieces: 16 x 24 = 100% of total area



Herringbone

Pieces per 100 sq ft

39 pieces: 16 x 24 = 100% of total area



Pattern 1

Pieces per 100 sq ft

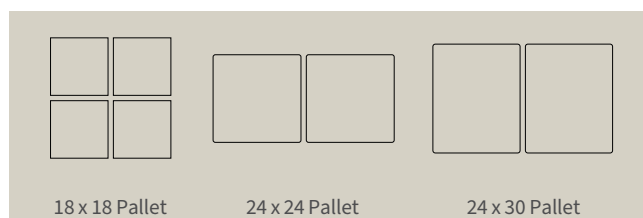
15 pieces: 16 x 16 = 25% of total area

29 pieces: 16 x 24 = 75% of total area

Diamond Face

DESCRIPTION	UNIT					PALLET					PRICE
	SIZE (L X W X H)		FACE AREA		WEIGHT	NO. OF HORIZONTAL LAYERS	NO. OF UNITS	FACE AREA		WEIGHT	
	MM	IN	M2	SQ FT	LB			M2	SQ FT	LB	
18 x 18	457 x 457 x 51	18 x 18 x 2	0.21	2.25	53.95	10	40	8.35	89.92	2158	
24 x 24	610 x 610 x 51	24 x 24 x 2	0.37	4	96.13	10	20	7.44	80	1923	
24 x 30	610 x 762 x 51	24 x 30 x 2	0.46	5	120.08	10	20	9.30	100.07	2402	

COLOURS	ITEM NO. 18X18	ITEM NO. 24X24	ITEM NO. 24X30
Natural	140159	140158	140157

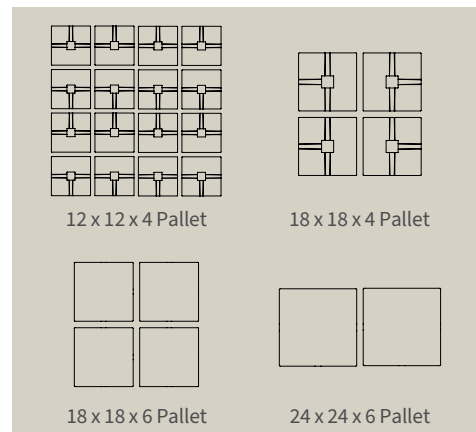


Notes: Available to order in full pallets only. A refundable pallet fee will be charged to any pallet of Diamond Face. The Unit of Measure for Diamond Face is Each. Contact your local Barkman sales representative for further details. When installing this product, make sure to include a 2-5mm gap between each unit. This will provide enough room for the jointing sand and make installation easier.

Footing Pads

DESCRIPTION	UNIT					PALLET					PRICE
	SIZE (L X W X H)		FACE AREA		WEIGHT	NO. OF HORIZONTAL LAYERS	NO. OF UNITS	FACE AREA		WEIGHT	
	MM	IN	M2	SQ FT	LB			M2	SQ FT	LB	
12 x 12 x 4	305 x 305 x 102	12 x 12 x 4	-	-	49	5	60	-	-	2940	
18 x 18 x 4	457 x 457 x 102	18 x 18 x 4	-	-	113	6	24	-	-	2712	
18 x 18 x 6	457 x 457 x 152	18 x 18 x 6	-	-	164	5	20	-	-	3280	
24 x 24 x 6	610 x 610 x 152	24 x 24 x 6	-	-	290	4	8	-	-	2320	

COLOURS	ITEM NO. 12X12X4	ITEM NO. 18X18X4	ITEM NO. 18X18X6	ITEM NO. 24X24X6
Natural	105895	105899	105900	105906

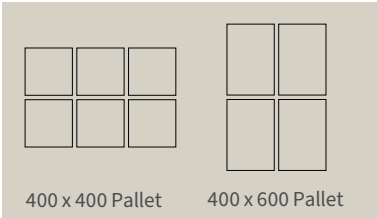



Notes: Available to order in full pallets only. A refundable pallet fee will be charged to any pallet of Footing Pads. The Unit of Measure for Footing Pads is Each. Contact your local Barkman sales representative for further details. Indent for post T slot on 12" x 12" x 4" and 18" x 18" x 4" is 1".

Lexington

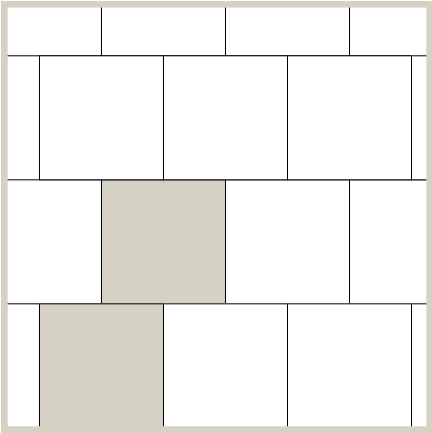
DESCRIPTION	UNIT					PALLET					PRICE
	SIZE (L X W X H)		FACE AREA		WEIGHT	NO. OF HORIZONTAL LAYERS	NO. OF UNITS	FACE AREA		WEIGHT	
	MM	IN	M2	SQ FT	LB			M2	SQ FT	LB	
16 x 16	400 x 400 x 50	15.75 x 15.75 x 1.97	0.16	1.72	40.68	7	42	6.72	72.33	1709	
16 x 24	400 x 600 x 50	15.75 x 23.62 x 1.97	0.24	2.58	61.02	10	40	9.6	103.33	2441	

COLOURS	ITEM NO. 16X16	ITEM NO. 16X24
Sterling	123712	123715
Flint	123713	123716
Sandstone	123714	123717

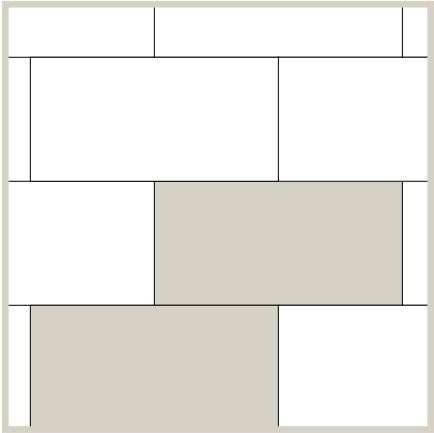


Notes: Available to order in full pallets only. A refundable pallet fee will be charged to any pallet of Lexington. The Unit of Measure for Lexington is Each. Contact your local Barkman sales representative for further details When installing this product, make sure to include a 2-5mm gap between each unit. This will provide enough room for the jointing sand and make installation easier.

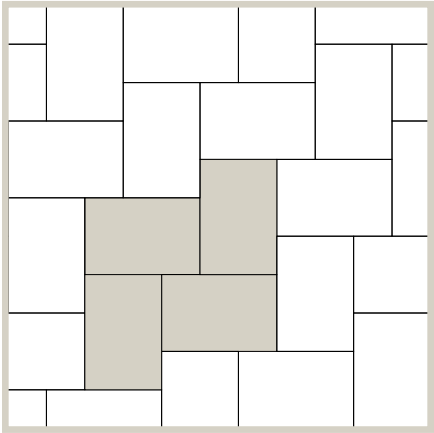
PATTERNS



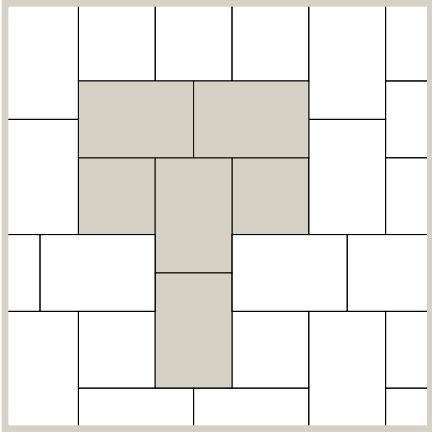
Running Bond 1
Pieces per 100 sq ft
59 pieces: 16 x 16 = 100% of total area



Running Bond 2
Pieces per 100 sq ft
39 pieces: 16 x 24 = 100% of total area


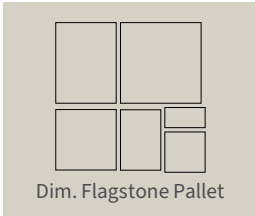


Herringbone
Pieces per 100 sq ft
39 pieces: 16 x 24 = 100% of total area




Pattern 1
Pieces per 100 sq ft
15 pieces: 16 x 16 = 25% of total area
29 pieces: 16 x 24 = 75% of total area

Rosetta® Dimensional Flagstone


DESCRIPTION	UNIT					PALLET					PRICE
	SIZE (L X W X H)		FACE AREA		WEIGHT	NO. OF HORIZONTAL LAYERS	NO. OF UNITS	FACE AREA		WEIGHT	
	MM	IN	M2	SQ FT	LB			M2	SQ FT	LB	
12 x 6	305 x 152 x 51	12 x 6 x 2	0.05	0.5	11.99	8	8	9.10	98	2350	
12 x 12	305 x 305 x 51	12 x 12 x 2	0.09	1	23.97		8				
12 x 18	305 x 457 x 51	12 x 18 x 2	0.14	1.5	35.95		8				
18 x 18	457 x 457 x 51	18 x 18 x 2	0.21	2.25	53.96		8				
18 x 24	457 x 610 x 51	18 x 24 x 2	0.28	3	71.94		8				
24 x 24	610 x 610 x 51	24 x 24 x 2	0.37	4	95.91		8				
COLOURS		ITEM NO.					 Dim. Flagstone Pallet				
Copper Canyon		241425									
Fond du Lac		241426									
Northern Charcoal		241427									
Pacific Grey		241428									

Notes: Available to order in full pallets only. Pallet contains all slab sizes. Individual pieces cannot be ordered separately. A refundable pallet fee will be charged to any pallet of Dimensional Flagstone. The Unit of Measure for Dimensional Flagstone is Layer. Contact your local Barkman sales representative for further details. When installing this product, make sure to include a 1/4" to 3/8" (6mm to 10mm) joint gap between each unit for easier installation. There are 8 layers per pallet and one of each piece per layer.

PATTERNS



Random Pattern

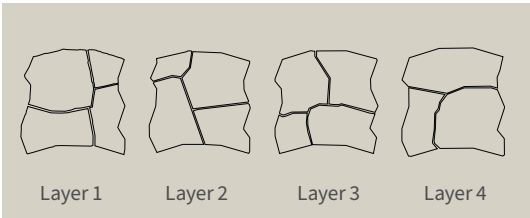


Walkway

Rosetta® Grand Flagstone

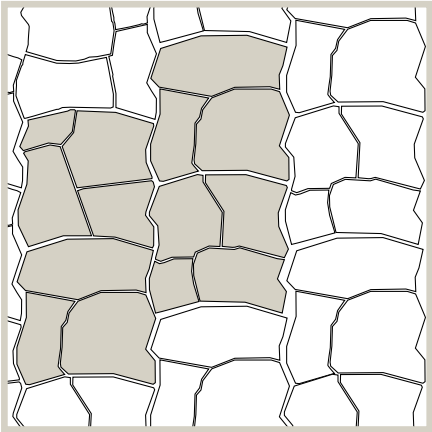
DESCRIPTION	UNIT					PALLET					PRICE
	SIZE (L X W X H)		FACE AREA		WEIGHT	NO. OF HORIZONTAL LAYERS	NO. OF UNITS	FACE AREA		WEIGHT	
	MM	IN	M2	SQ FT	LB			M2	SQ FT	LB	
Rosetta® Grand Flagstone	1067 x 965 x 51	42 x 38 x 2	-	-	-	8	24-32	8.36	90	1880	

COLOURS	ITEM NO.
Copper Canyon	241429
Fond du Lac	241430
Northern Charcoal	241431
Pacific Grey	241432

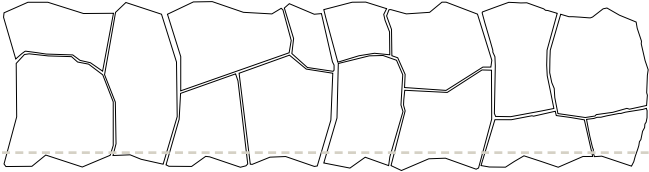


Notes: Available to order in full pallets only. Measurements (42 x 38 x 2) based on layer configuration. Three to four pieces per layer. Eight layers per pallet, one shape per layer. A refundable pallet fee will be charged to any pallet of Grand Flagstone. The Unit of Measure for Grand Flagstone is Layer. Contact your local Barkman sales representative for further details. Make sure to include a 1/4" to 3/8" (6mm to 10mm) joint gap between each unit for easier installation.

PATTERNS






Pattern with All Four Layers



Walkway
Optional: Trim Edges for Straight Lines

Stepping Stones

DESCRIPTION	UNIT					PALLET					PRICE
	SIZE (L X W X H)		FACE AREA		WEIGHT	NO. OF HORIZONTAL LAYERS	NO. OF UNITS	FACE AREA		WEIGHT	
	MM	IN	M2	SQ FT	LB			M2	SQ FT	LB	
Broadway	300 x 300 x 65	11.81 x 11.81 x 2.56	0.09	0.97	30	10	90	8.10	87.3	2678	
COLOURS FACE MIX	ITEM NO. 300 X 300						 300 x 300 Pallet				
Natural	234989										
Ash	241041										
Charcoal	234993										
Sterling	234997										
Sandstone	241044										
Amber	239852										
Quartz	236644										
Obsidian	143878										
White (New)	Special Order										
MADE IN BC											
Sierra Grey*	143650										
Graphite*	143654										




Notes: *Additional shipping fees may apply to BC-made products for customers in other provinces. Broadway 300 x 300 x 65mm can be used as a Stepping Stone. Available to order in full pallets only. A refundable pallet fee will be charged to any pallet of Stepping Stones. Special order minimum quantity is 1000 sq ft per size. Contact your local Barkman sales representative for further details. The Unit of Measure for Stepping Stones is Each.

Terrace

DESCRIPTION	UNIT					PALLET					PRICE
	SIZE (L X W X H)		FACE AREA		WEIGHT	NO. OF HORIZONTAL LAYERS	NO. OF UNITS	FACE AREA		WEIGHT	
	MM	IN	M2	SQ FT	LB			M2	SQ FT	LB	
24 x 24	610 x 610 x 51	24 x 24 x 2	0.37	4	97	10	20	7.4	80	1923	

COLOURS	ITEM NO. 24X24
FACE MIX (New)	
Natural	144126
Charcoal	144127
Sterling	144128
Graphite	144129
MADE IN BC	ITEM NO. 24X24
THROUGH MIX	
Natural*	143647
Charcoal*	143648
Graphite*	143707



Notes: *Additional shipping fees may apply to BC-made products for customers in other provinces. Terrace Slab uses pedestals for rooftop applications. Available to order in full pallets only. A refundable pallet fee will be charged to any pallet of Terrace Slab. Contact your local Barkman sales representative for further details. The Unit of Measure for Terrace Slab is Each.

PATTERNS

A 4x4 grid of squares. The square in the second row from the bottom and the second column from the left is shaded in a light tan color.

A 4x4 grid of squares. The square in the second row from the bottom and the second column from the left is shaded in a light tan color.

The background image shows a modern, two-story house with a prominent stone retaining wall in the foreground. The wall is constructed from large, rectangular, light-colored stone blocks. Behind the wall, there is a gravel base and a concrete sidewalk. The house has a gabled roof and large windows. The sky is blue with some light clouds.

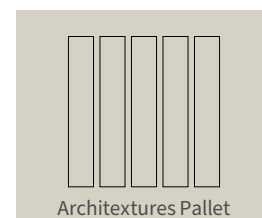

WALLS & STEPS

Barkman's wide selection of retaining walls are as versatile as they are stylish. Build small planter boxes and garden walls with Quarry Stone or our Bridgewood Wall. Erect large commercial retaining walls quickly with Rosetta® Outcropping or our Keystone Compac wall. Whatever your project, Barkman has the wall system for you.

Architextures™

DESCRIPTION	UNIT					PALLET					PRICE
	SIZE (H X W X D)		FACE AREA		WEIGHT	NO. OF HORIZONTAL LAYERS	NO. OF UNITS	FACE AREA		WEIGHT	
	MM	IN	M2	SQ FT	LB			M2	SQ FT	LB	
Standard	150 x 900 x 285	5.9 x 35.43 x 11.22	0.13	1.45	189	3	15	2.02	21.80	2832	
Coping	150 x 900 x 285	5.9 x 35.43 x 11.22	0.13	1.45	190	3	15	2.02	21.80	2849	
Corner	150 x 900 x 285	5.9 x 35.43 x 11.22	0.13	1.45	185	2	10	1.35	14.53	1841	

COLOURS	ITEM NO. STANDARD	ITEM NO. COPING	ITEM NO. CORNER
Flint	134824	137750	134830
Sterling	134825	137752	134831
Ash	134826	137751	134832





Notes: Available to order in full pallets only. Every pallet of coping units will come with 6 left end coping units, 6 right end coping units and 3 regular coping units which have open ends. A refundable pallet fee will be charged to any pallet of Architextures. Contact your local Barkman sales representative for further details. The Unit of Measure for Architextures is Each. This product can be mechanically installed. To calculate pieces required, multiply the wall length, in feet, by 0.338. This will give you the number of pieces required per layer. Then multiply this by the number of layers to determine total quantity required. Please note that 0.338 is the multiplier used for both the standard and coping units. For information on wall heights, consult the product installation guide and technical specifications. Check your local building codes and consult a professional engineer when required.

Architextures Vertex™

DESCRIPTION	UNIT					PALLET					PRICE
	SIZE (H X W X D)		FACE AREA		WEIGHT	NO. OF HORIZONTAL LAYERS	NO. OF UNITS	FACE AREA		WEIGHT	
	MM	IN	M2	SQ FT	LB			M2	SQ FT	LB	
Standard	150 x 900 x 285	5.9 x 35.43 x 11.22	0.13	1.45	179	3	15	2.02	21.80	2685	
Coping	150 x 900 x 285	5.9 x 35.43 x 11.22	0.13	1.45	178	3	15	2.02	21.80	2671	
Corner	150 x 900 x 285	5.9 x 35.43 x 11.22	0.13	1.45	173	2	10	1.35	14.53	1729	

COLOURS	ITEM NO. STANDARD	ITEM NO. COPING	ITEM NO. CORNER
Ash	143959	143961	143963
Charcoal	143960	143962	143964



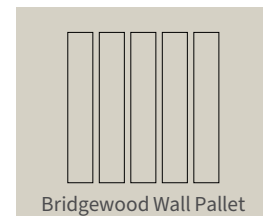
Notes: Available to order in full pallets only. Every pallet of coping units will come with 6 left end coping units, 6 right end coping units and 3 regular coping units which have open ends. A refundable pallet fee will be charged to any pallet of Architextures Vertex. Contact your local Barkman sales representative for further details. The Unit of Measure for Architextures Vertex is Each. This product can be mechanically installed. To calculate pieces required, multiply the wall length, in feet, by 0.338. This will give you the number of pieces required per layer. Then multiply this by the number of layers to determine total quantity required. Please note that 0.338 is the multiplier used for both the standard and coping units. For information on wall heights, consult the product installation guide and technical specifications. Check your local building codes and consult a professional engineer when required.

Bridgewood Wall

DESCRIPTION	UNIT					PALLET					PRICE
	SIZE (H X W X D)		FACE AREA		WEIGHT	NO. OF HORIZONTAL LAYERS	NO. OF UNITS	FACE AREA		WEIGHT	
	MM	IN	M2	SQ FT	LB			M2	SQ FT	LB	

Bridgewood Wall	152 x 1067 x 203	6 x 42 x 8	0.16	1.75	171	3	15	2.44	26.25	2565
-----------------	------------------	------------	------	------	-----	---	----	------	-------	------

COLOURS	ITEM NO.
Cedar Brown	138331
Weathered Grey	138332



Bridgewood Wall Pallet

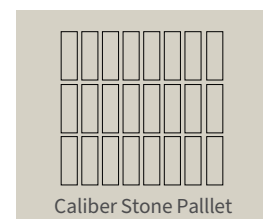
Notes: Available to order in full pallets only. A refundable pallet fee will be charged to any pallet of Bridgewood Wall. Contact your local Barkman sales representative for further details. The Unit of Measure for Bridgewood Wall is Each. To calculate pieces required, multiply the wall length, in feet, by 0.285. This will give you the number of pieces required per layer. Then multiply this by the number of layers to determine total quantity required. For information on wall heights, consult the product installation guide and technical specifications. Check your local building codes and consult a professional engineer when required.

Caliber Stone

DESCRIPTION	UNIT					PALLET ROW			PALLET					PRICE
	SIZE (H X W X D)		FACE AREA		WEIGHT	NO. OF UNITS	FACE AREA		NO. OF UNITS	NO. OF ROWS	FACE AREA		WEIGHT	
	MM	IN	M2	SQ FT	LB		M2	SQ FT			M2	SQ FT	LB	

Standard	102 x 305 x 203	4 x 12 x 8	0.03	0.33	31	24	0.74	7.92	72	3	2.16	23.76	2232
----------	-----------------	------------	------	------	----	----	------	------	----	---	------	-------	------

COLOURS	ITEM NO. STANDARD
Charcoal	103790
Sierra Grey	144033
Sterling	143968



Caliber Stone Pallet

Specs:

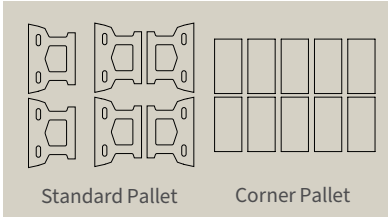
Caliber Stone - 3 horizontal layers per pallet

Notes: A refundable pallet fee will be charged to any pallet of Caliber Stone. Contact your local Barkman sales representative for further details. The Unit of Measure for Caliber Stone is Each. Caliber Stone Walls can also be used as pillars. It is recommended not to exceed a maximum wall height of 2'. For information on wall heights, consult the product installation guide and technical specifications. Check your local building codes and consult a professional engineer when required.

Keystone Compac® Hewnstone

DESCRIPTION	UNIT					PALLET						PRICE
	SIZE (H X W X D)		FACE AREA		WEIGHT	NO. OF HORIZONTAL LAYERS	NO. OF UNITS	NO. OF ROWS	FACE AREA		WEIGHT	
	MM	IN	M2	SQ FT	LB				M2	SQ FT	LB	
Keystone Compac Hewnstone Standard	203 x 457 x 305	8 x 18 x 12	0.09	1	78	5	30	-	2.78	29.96	2336	
Keystone Compac Hewnstone Corner	203 x 457.2x 228.6	8 x 18 x 9	-	-	104	3	18	-	1.67	17.97	1872	
Small Coping*	100x 450 x 300	3.94 x 17.72 x 11.81	-	-	66	6	48	2	21.95 linear metres	72 linear feet	3168	
Coping	101.6 x 457.2 x 355.5	4 x 18 x 14	-	-	81	6	36	-	16.46 lin. m	54 lin. ft.	2944	
Fiberglass Alignment Pins (Hewnstone and Smooth Stone)	13 x 133	0.5 x 5.25	-	-	0.08		100/box	-	-	-	8/box	

COLOURS	ITEM NO. STANDARD	ITEM NO. CORNER	ITEM NO. SMALL COPING*	ITEM NO. COPING	ITEM NO. FIBERGLASS PINS
Charcoal	139848	134788	134799	144046	123168
Sierra Grey	139849	134789	136462	144049	
Graphite	143708	143709	143875	144047	
MADE IN BC					
Natural	142313	142312	142314	144048	



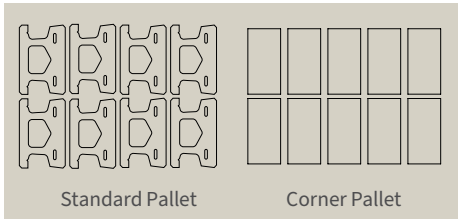

Notes: *The Small Coping is set to be discontinued in 2026. Sold in full pallets only. A refundable pallet fee will be charged to any pallet of Keystone Compac – Hewnstone. Contact your local Barkman sales representative for further details. The Unit of Measure for Keystone Compac is Each. Use 2 fiberglass pins per block to connect. For near vertical batter, place pins in front hole location. For 8.5 degree batter, place pins in back hole location. For 4 degree batter, alternate pin location starting with back pin location on first course, front location on second course and alternating on consecutive layers. Alignment pins sold separately. For information on wall heights, consult the product installation guide and technical specifications. Check your local building codes and consult a professional engineer when required.

Keystone Compac® Smooth Stone

NEW

DESCRIPTION	UNIT					PALLET						PRICE
	SIZE (H X W X D)		FACE AREA		WEIGHT	NO. OF HORIZONTAL LAYERS	NO. OF UNITS	NO. OF ROWS	FACE AREA		WEIGHT	
	MM	IN	M2	SQ FT	LB				M2	SQ FT	LB	
Keystone Compac Smooth Stone Standard	203 x 457 x 305	8 x 18 x 12	0.09	1.00	90	5	40	-	3.71	40.00	3616	
Keystone Smooth Stone Corner	203 x 457 x 228.6	8 x 18 x 9	0.09	1.00	104	3	30	-	2.78	30.00	3120	
*Small Coping	100x450 x 300	3.94 x 17.72 x 11.81	-	-	66	6	48	2	21.95 linear metres	72 linear feet	3168	
Coping	101.6 x 457.2 x 355.5	4 x 18 x 14	-	-	81	6	36	-	16.46 lin. m	54 lin. ft.	2944	
Fiberglass Alignment Pins (Hewnstone and Smooth Stone)	13 x 133	0.5 x 5.25	-	-	0.08		100/box	-	-	-	8/box	

COLOURS	ITEM NO. STANDARD	ITEM NO. CORNER	ITEM NO. SMALL COPING*	ITEM NO. COPING	ITEM NO. FIBERGLASS PINS
Charcoal	144035	144039	134799	144046	123168
Sierra Grey	144036	144040	136462	144049	-
Natural	144037	144041	142314	144048	-
Graphite	144038	144042	143875	144047	-

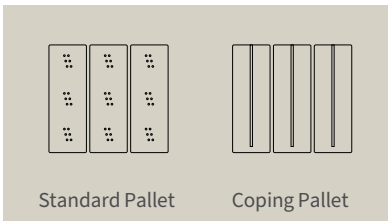


Notes: *The Small Coping is set to be discontinued in 2026. Sold in full pallets only. A refundable pallet fee will be charged to any pallet of Keystone Compac – Smooth Stone. Contact your local Barkman sales representative for further details. The Unit of Measure for Keystone Smooth Stone is Each. Use 2 fiberglass pins per block to connect. For near vertical batter, place pins in front hole location. For 8.5 degree batter, place pins in back hole location. For 4 degree batter, alternate pin location starting with back pin location on first course, front location on second course and alternating on consecutive layers. Alignment pins sold separately. For information on wall heights, consult the product installation guide and technical specifications. Check your local building codes and consult a professional engineer when required.

Keystone Linear®

DESCRIPTION	UNIT					PALLET						PRICE
	SIZE (H X W X D)		FACE AREA		WEIGHT	NO. OF HORIZONTAL LAYERS	NO. OF UNITS	NO. OF ROWS	FACE AREA		WEIGHT	
	MM	IN	M2	SQ FT	LB				M2	SQ FT	LB	
Keystone Linear Standard	178 x 1000 x 350	7 x 39.37 x 13.78	0.178	1.916	295	3	12	-	2.14	22.99	3540	
Keystone Linear Coping	178 x 1000 x 350	7 x 39.37 x 13.78	0.178	1.916	295	3	12	-	2.14	22.99	3540	
Fiberglass Alignment Pins (Linear)	13 x 51	0.5 x 2	-	-	0.03		100/box	-	-	-	3/box	

COLOURS	ITEM NO. STANDARD	ITEM NO. COPING	ITEM NO. FIBERGLASS PINS
Natural	143903	143906	143712
Charcoal	143904	143907	
MADE IN BC			
Graphite*	143905	143908	



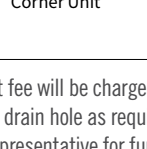
Notes: *Additional shipping fees may apply to BC-made products for customers in other provinces. Sold in full pallets only. A refundable pallet fee will be charged to any pallet of Keystone Linear. Contact your local Barkman sales representative for further details. The Unit of Measure for Linear is Each. Use 2 fiberglass pins per block or 3 for extra shear strength if desired. For a straight wall, place pins in the front hole location, closest to the centre of the block. The largest batter is 1" or 8 degrees, which you create by putting pins nearest to the outside edge of the block. The 0.5" offset is 4 degrees which you create by putting pins second from the outside edge. Straight walls can be double-sided with batters on both sides. Alignment pins are sold separately. Coping units should be used for steps. For information on wall heights, consult the product installation guide and technical specifications. Check your local building codes and consult a professional engineer when required.

MagnumStone™

DESCRIPTION	UNIT					PALLET ROW			PALLET					PRICE
	SIZE (H X W X D)		FACE AREA		WEIGHT	NO. OF		FACE AREA	NO. OF		NO. OF	FACE AREA	WEIGHT	
	MM	IN	M2	SQ FT	LB	UNITS	M2	SQ FT	UNITS	ROWS	M2	SQ FT	LB	
Base Unit	610 x 1219 x 610	24 x 48 x 24	0.745	8	1450	-	-	-	2	-	-	-	2900	
Standard Unit	610 x 1219 x 610	24 x 48 x 24	0.745	8	1450	-	-	-	2	-	-	-	2900	
Top Unit	610 x 1219 x 610	24 x 48 x 24	0.745	8	1450	-	-	-	2	-	-	-	2900	
Half Base Block	610 x 610 x 610	24 x 24 x 24	0.37	4	1225	-	-	-	2	-	-	-	1225	
Half Middle Standard Block	610 x 610 x 610	24 x 24 x 24	0.37	4	1225	-	-	-	2	-	-	-	1225	
Half Top Block	610 x 610 x 610	24 x 24 x 24	0.37	4	1225	-	-	-	2	-	-	-	1225	
Half High Base Unit	305 x 1219 x 610	12 x 48 x 24	0.37	4	700	-	-	-	2	-	-	-	1400	
Half High Standard Unit	305 x 1219 x 610	12 x 48 x 24	0.37	8	700	-	-	-	2	-	-	-	1400	
Half High Top Unit	305 x 1219 x 610	12 x 48 x 24	0.37	8	680	-	-	-	2	-	-	-	1360	
Corner/End Unit	610 x 610	24 x 24	0.434	4.66	180	-	-	-	4	-	-	-	720	
Half High Corner/End Unit	305 x 610	12 x 24	0.217	2.33	100	-	-	-	8	-	-	-	800	
Step/Cap Unit	152.5 x 1219.2 x 609.6	6 x 48 x 24	0.186	2	600	-	-	-	8	-	-	-	4800	
24" Extender Unit	610 x 610	24 x 24	-	-	520				2	-	-	-	1040	
48" Extender Unit	610 x 1220	24 x 48	-	-	820	-	-	-	2	-	-	-	1640	

COLOURS	ITEM NO. BASE UNIT	ITEM NO. STANDARD UNIT	ITEM NO. TOP UNIT	ITEM NO. HALF BASE BLOCK	ITEM NO. HALF MIDDLE STANDARD BLOCK	ITEM NO. HALF TOP BLOCK	ITEM NO. HALF HIGH BASE UNIT	ITEM NO. HALF HIGH STANDARD UNIT	ITEM NO. HALF HIGH TOP UNIT	ITEM NO. RIGHT CORNER/END UNIT	ITEM NO. LEFT CORNER/END UNIT	ITEM NO. RIGHT HALF HIGH CORNER/END UNIT	ITEM NO. LEFT HALF HIGH CORNER/END UNIT
---------	--------------------	------------------------	-------------------	--------------------------	-------------------------------------	-------------------------	------------------------------	----------------------------------	-----------------------------	--------------------------------	-------------------------------	--	---

Stratum Face Natural Grey (Vancouver Island Only)	141417	141418	141419	-	-	-	141420	141421	141422	141423	141424		
Ledgestone Face Natural Grey	121756	121755	121757	143425	143425	143427	121759	121758	121760	122526	122528		
Boulder Face Natural Grey (AB Only)	115227	115226	115228	143426	143425	143427	115324	115323	115325	122522	122523	122524	122525

COLOURS	ITEM NO. STEP/CAP UNIT	ITEM NO. 24" EXTENDER	ITEM NO. 48" EXTENDER								
Stratum Face Natural Grey (Vancouver Island Only)	115202	142640	142641								
Ledgestone Face Natural Grey	115202	142640	142641								
Boulder Face Natural Grey (AB Only)	115202	142640	142641								

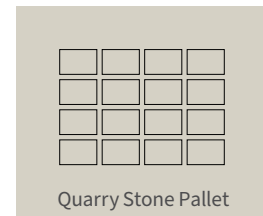
Notes: Magnumstone is made in AB. Extra shipping charges may apply to other provinces. A \$40.00 returnable pallet fee will be charged to any pallet of MagnumStone. Weights may vary depending on face type. All 24 x 48 and 12 x 48 blocks can be custom ordered with drain hole as required. The 24 x 48 and 12 x 48 Top Block Units can also be custom ordered as base units (no lugs). Contact your local Barkman sales representative for further details. For information on wall heights, consult the product installation guide and technical specifications. Check your local building codes and consult a professional engineer when required. The Unit of Measure for MagnumStone is Each.

Quarry Stone

DESCRIPTION	UNIT					PALLET ROW			PALLET					PRICE
	SIZE (H X W X D)		FACE AREA		WEIGHT	NO. OF UNITS	FACE AREA		NO. OF UNITS	NO. OF ROWS	FACE AREA		WEIGHT	
	MM	IN	M2	SQ FT	LB		M2	SQ FT			M2	SQ FT	LB	

Standard	102 x 305 x 203	4 x 12 x 8	0.03	0.33	31	24	0.74	7.92	96	4	2.94	31.68	2976
----------	-----------------	------------	------	------	----	----	------	------	----	---	------	-------	------

COLOURS	ITEM NO. STANDARD
Charcoal	103789
Sierra Grey	103791



Specs:

Quarry Stone - 4 horizontal layers per pallet

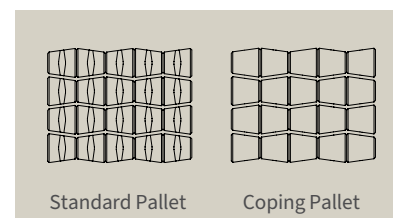
Notes: A refundable pallet fee will be charged to any pallet of Quarry Stone. Contact your local Barkman sales representative for further details. The Unit of Measure for Quarry Stone is Each. Quarry Stone Walls can also be used as pillars. It's recommended not to exceed a maximum wall height of 2' high. For information on wall heights, consult the product installation guide and technical specifications. Check your local building codes and consult a professional engineer when required.

RomanStack®

DESCRIPTION	UNIT					PALLET ROW			PALLET					PRICE
	SIZE (H X W X D)		FACE AREA		WEIGHT	NO. OF UNITS	FACE AREA		NO. OF UNITS	NO. OF ROWS	FACE AREA		WEIGHT	
	MM	IN	M2	SQ FT	LB		M2	SQ FT			M2	SQ FT	LB	

Standard	102 x 203/152 x 203	4 x 8/6 x 8	0.02	0.22	18	24	0.5	5.35	120	5	2.48	26.75	2160
Coping	102 x 203/152 x 203	4 x 8/6 x 8	0.02	0.22	18	24	0.5	5.35	120	5	2.48	26.75	2160
Advanced Corner	102 x 280/203 x 203	4 x 11/8 x 8	0.02	0.22	27	12	-	-	48	4	0.99	10.7	1296

COLOURS	ITEM NO. STANDARD	ITEM NO. COPING	ITEM NO. CORNER
Charcoal	103901	103902	104262
Sierra Grey	103919	103920	104264



Specs:

RomanStack Advanced Corner - 6 horizontal layers per pallet

RomanStack Standard and Coping- 6 horizontal layers per pallet

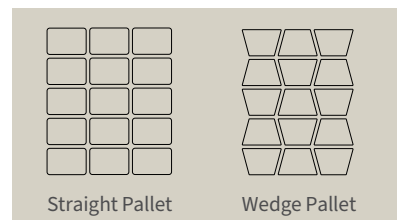

Notes: A refundable pallet fee will be charged to any pallet of RomanStack. Contact your local Barkman sales representative for further details. The Unit of Measure for RomanStack is Each. RomanStack can also be used as pillars. To calculate pieces required, multiply the wall length, in feet, by 1.72. This will give you the number of pieces required per layer. Then multiply this by the number of layers to determine total quantity required. Please note that 1.72 is the multiplier used for both the standard and coping units. It is recommended not to exceed a maximum wall height of 2'. Minimum inside diameter of 42" (23 pieces). For information on wall heights, consult the product installation guide and technical specifications. Check your local building codes and consult a professional engineer when required.

Rosetta® Dimensional Wall

DESCRIPTION	UNIT					PALLET					PRICE
	SIZE (H X W X D)		FACE AREA		WEIGHT	NO. OF HORIZONTAL LAYERS	NO. OF UNITS	FACE AREA		WEIGHT	
	MM	IN	M2	SQ FT	LB			M2	SQ FT	LB	
Straight	102 x 305 x 203	4 x 12 x 8	0.03	0.333	28	5	75	2.32	25	2100	
Wedge	102 x 305/229 x 203	4 x 12/9 x 8	0.03	0.333	24	5	75	2.32	25	1800	

DESCRIPTION	UNIT					PALLET					PRICE
	SIZE (H X W X D)		FACE AREA		WEIGHT	NO. OF HORIZONTAL LAYERS	NO. OF UNITS	LENGTH		WEIGHT	
	MM	IN	M2	SQ FT	LB			M	FT	LB	
Coping	64 x 610 x 318	2.50 x 24 x 12.50	-	-	-	3	9				
	64 x 457 x 318	2.50 x 18 x 12.50	-	-	-	3	6	9.6	31	970	
	64 x 483 x 318	2.50 x 19 x 12.50	-	-	-	3	3				

COLOURS	ITEM NO. WALL	ITEM NO. WEDGE	ITEM NO. COPING
Copper Canyon	204075	204078	204081
Fond du Lac	204076	204079	204082
Pacific Grey	204077	204080	204083
Northern Charcoal	238109	238110	238111

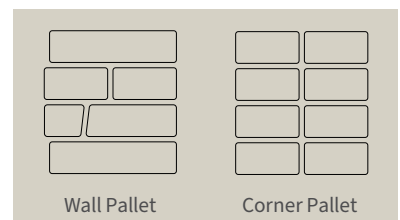


Notes: Available to order in full pallets only. A refundable pallet fee will be charged to any pallet of Rosetta Dimensional Wall. Contact your local Barkman sales representative for further details. The Unit of Measure for Dimensional Wall is Layer. The Unit of Measure for Dimensional Wall Straight and Wedge is Each. Dimensional Walls can be used as pillars. The recommended maximum wall height is 2'. Dimensional Coping is optional, depending on the desired look. The Dimensional Wall on its own does not require a cap. For information on wall heights, consult the product installation guide and technical specifications. Coping weight is 440 kg = 970 lbs which includes the pallet. Check your local building codes and consult a professional engineer when required.

Rosetta® Kodah

DESCRIPTION	UNIT					PALLET						PRICE
	SIZE (H X W X D)		FACE AREA		WEIGHT	NO. OF HORIZONTAL LAYERS	NO. OF UNITS	NO. OF ROWS	FACE AREA		WEIGHT	
	MM	IN	M2	SQ FT	LB				M2	SQ FT	LB	
Wall Pallet	152 x 305 x 267	6 x 12 x 10.5	0.05	0.5	57	3	3	3	1.95	21	2400	
	152 x 533 x 267	6 x 21 x 10.5	0.08	0.875	100	3	6					
	152 x 762 x 267	6 x 30 x 10.5	0.12	1.25	142	3	3					
	152 x 1067 x 267	6 x 42 x 10.5	1.6	1.75	200	3	6					
Corner Pallet	152 x 533 x 267	6 x 21 x 10.5	0.12	1.34	100	2	16	2	1.95	21	1600	

COLOURS	ITEM NO. WALL	ITEM NO. CORNER
Copper Canyon	241441	241437
Fond du Lac	241442	241438
Northern Charcoal	241443	241439
Pacific Grey	241444	241440



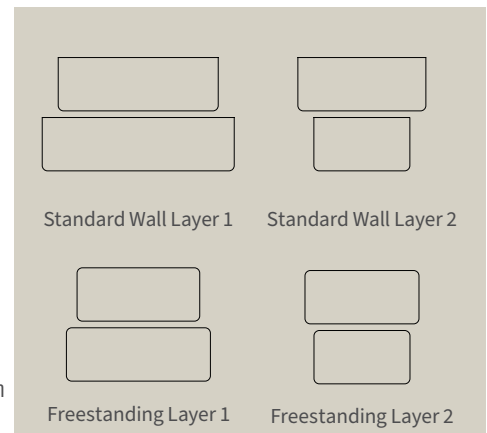
Notes: Available to order in full pallets only. A refundable pallet fee will be charged to any pallet of Rosetta Kodah. Contact your local Barkman sales representative for further details. The Unit of Measure for Kodah Wall Standard is Layer while the Kodah Wall Corner is Each. Kodah pieces are tapered. Minimum 8.5' radius. Rosetta Kodah Wall does not require a cap but Dimensional Coping can be used if a cap is desired. For information on wall heights, consult the product installation guide and technical specifications. Check your local building codes and consult a professional engineer when required.

Rosetta® Grand Ledge NEW

DESCRIPTION	UNIT					PALLET					PRICE
	SIZE (H X W X D)		FACE AREA		WEIGHT	NO. OF UNITS	NO. OF ROWS	FACE AREA		WEIGHT	
	MM	IN	M2	SQ FT	LB			M2	SQ FT	LB	
Standard Wall Pallet	305 x 914 x 508	12 x 36 x 20	-	-	660	4	2	1.67	18	3980	
	305 x 1219 x 508	12 x 48 x 20	-	-	890						
	305 x 1524 x 508	12 x 60 x 20	-	-	1080						
	305 x 1829 x 508	12 x 72 x 20	-	-	1350						
Lifting Device (104063)	-	-	-	-	-	1	-	-	-	53	

DESCRIPTION	UNIT					PALLET					PRICE
	SIZE (H X W X D)		FACE AREA		WEIGHT	NO. OF UNITS	NO. OF ROWS	LENGTH		WEIGHT	
	MM	IN	M2	SQ FT	LB			M	FT	LB	
Freestanding Pallet	305 x 914 x 508	12 x 36 x 20	-	-	623	4	2	1.39	14.9	3226	
	305 x 1086 x 502	12 x 42.75 x 19.75	-	-	760						
	305 x 1168 x 533	12 x 46 x 21	-	-	880						
	305 x 1372 x 508	12 x 54 x 20	-	-	963						

COLOURS	ITEM NO. WALL	ITEM NO. FREESTANDING
Copper Canyon	144067	144071
Fond du Lac	144068	144072
Pacific Grey	144065	144069
Northern Charcoal	144066	144070




Notes: Available to order in full pallets only. A refundable pallet fee will be charged to any pallet of Rosetta Grand Ledge. Contact your local Barkman sales representative for further details. The Unit of Measure for Grand Ledge is Pallet. For information on wall heights, consult the product installation guide and technical specifications. Check your local building codes and consult a professional engineer when required. For more information on lifting device options, check out our blog at barkmanconcrete.com/blog/lifting-tools-for-large-format-hardscapes/.

Rosetta® Outcropping

DESCRIPTION	UNIT					PALLET					PRICE
	SIZE (H X W X D)		FACE AREA		WEIGHT	NO. OF UNITS	NO. OF ROWS	FACE AREA		WEIGHT	
	MM	IN	M2	SQ FT	LB			M2	SQ FT	LB	
Pallet A	305 x 1067 x 610/508	12 x 42 x 24/20									
	305 x 1219 x 610/508	12 x 48 x 24/20	-	-	-	4	-	1.67	18	3865	
	305 x 1524 x 610/508	12 x 60 x 24/20									
	305 x 1676 x 610/508	12 x 66 x 24/20									
Pallet B	152 x 610 x 610/508	6 x 24 x 24/20									
	152 x 914 x 610/508	6 x 36 x 24/20									
	152 x 1219 x 610/508	6 x 48 x 24/20	-	-	-	6	-	1.67	18	3951	
	305 x 914 x 610/508	12 x 36 x 24/20									
	305 x 1372 x 610/508	12 x 54 x 24/20									
	305 x 1829 x 610/508	12 x 72 x 24/20									
Pallet C	152 x 610 x 610/508	6 x 24 x 24/20									
	152 x 914 x 610/508	6 x 36 x 24/20	-	-	-	4		1.67	18	3889	
	610 x 1219 x 610/508	24 x 48 x 24/20									
	457 x 1524 x 610/508	18 x 60 x 24/20									
Pallet D Freestanding*	305 x 1524 x 762	12 x 60 x 30	-	-	-	3	-	1.02	11	3150	
	305 x 1219 x 762	12 x 48 x 30									
	152 x 1219 x 762	6 x 48 x 30									
Pallet E Freestanding*	305 x 1829 x 762	12 x 72 x 30									
	305 x 914 x 762	12 x 36 x 30	-	-	-	3	-	0.98	10.5	3500	
	152 x 914 x 762	6 x 36 x 30									
Corner	305 x 1219 x 737	12 x 48 x 30	.37	6.5	1204	3	-	1.11	12	3612	
Lifting Device (104063)	-	-	-	-	-	1	-	-	-	53	
Paraweb Rosetta Strapping (104064)	-	-	-	-	-	1	328 lin. ft per roll	-	-	28	

COLOURS	ITEM NO. PALLET A	ITEM NO. PALLET B	ITEM NO. PALLET C	ITEM NO. PALLET D - F/S	ITEM NO. PALLET D - W/ CORE	ITEM NO. PALLET E - F/S	ITEM NO. PALLET E - W/ CORE	ITEM NO. CORNER
Copper Canyon	141445	141449	141453	141457	141461	141465	141469	104004
Fond du Lac	141446	141450	141454	141458	141462	141466	141470	104005
Northern Charcoal	141447	141451	141455	141459	141463	141467	141471	138117
Pacific Grey	141448	141452	141456	141460	141464	141468	141472	104006



Notes: Available to order in full pallets only. A refundable pallet fee will be charged to any pallet of Rosetta Outcropping. Contact your local Barkman sales representative for further details. The Unit of Measure for Outcropping Corner is Each. The Unit of Measure for Outcropping (Pallet A, B, C, D, E) is Square Feet. Product is machine installed. Outcropping Pallet D and E are non-stocking. Outcropping Pallet D and E with core are Special Order. It's recommended that multiple pallet orders be ordered in quantities of 2A, 2B, and 1C. Pallet D and E can be ordered separately. *Can be ordered solid or with hollow core. Paraweb strapping sold in full rolls only, at 328 LF per roll. For information on wall heights, consult the product installation guide and technical specifications. Check your local building codes and consult a professional engineer when required. For more information on lifting device options, check out our blog at barkmanconcrete.com/blog/lifting-tools-for-large-format-hardscapes/.

StackStone®

DESCRIPTION	UNIT					PALLET ROW			PALLET					PRICE
	SIZE (H X W X D)		FACE AREA		WEIGHT	NO. OF UNITS	FACE AREA		NO. OF UNITS	NO. OF ROWS	FACE AREA		WEIGHT	
	MM	IN	M2	SQ FT	LB		M2	SQ FT			M2	SQ FT	LB	
Standard	102 x 203/152 x 203	4 x 8/6 x 8	0.02	0.22	18	24	0.5	5.35	120	5	2.48	26.75	2160	
Coping	102 x 203/152 x 203	4 x 8/6 x 8	0.02	0.22	18	24	0.5	5.35	120	5	2.48	26.75	2160	
Advanced Corner	102 x 280/203 x 203	4 x 11/8 x 8	0.02	0.22	27	12	-	-	48	4	0.99	10.7	1296	

COLOURS	ITEM NO. STANDARD	ITEM NO. COPING	ITEM NO. CORNER
Charcoal	103957	103960	104261
Sierra Grey	103963	103964	104263
Desert Buff	103969	103972	104265



Specs:


StackStone Advanced Corner - 6 horizontal layers per pallet
 StackStone Standard and Coping- 6 horizontal layers per pallet

Notes: A refundable pallet fee will be charged to any pallet of StackStone. Contact your local Barkman sales representative for further details. The Unit of Measure for StackStone is Each. StackStone walls can be used as pillars. To calculate pieces required, multiply the wall length, in feet, by 1.72. This will give you the number of pieces required per layer. Then multiply this by the number of layers to determine total quantity required. Please note that 1.72 is the multiplier used for both the standard and coping units. It's recommended to go to a maximum height of 2'. Minimum inside diameter of 42" (23 pieces). For information on wall heights, consult the product installation guide and technical specifications. Check your local building codes and consult a professional engineer when required.

StackStone® Smooth

DESCRIPTION	UNIT					PALLET					PRICE
	SIZE (H X W X D)		FACE AREA		WEIGHT	NO. OF UNITS	NO. OF ROWS	FACE AREA		WEIGHT	
	MM	IN	M2	SQ FT	LB			M2	SQ FT	LB	
Standard	100 x 211 x 190	3.93 x 8.31 x 7.48	0.021	0.226	17.50	144	-	3.00	32.52	2520	
Coping	100 x 211 x 190	3.93 x 8.31 x 7.48	0.021	0.226	17.45	144	-	3.00	32.52	2513	
Advanced Corner	100 x 283 x 190	3.93 x 11.54 x 7.48	0.028	0.301	23.33	96	-	1.00	28.86	2240	

COLOURS: MADE IN BC	ITEM NO. STANDARD	ITEM NO. COPING	ITEM NO. CORNER
Charcoal*	143739	143747	143743
Graphite*	143740	143748	143744
Sierra Grey*	143741	143749	143745



Notes: *Additional shipping fees may apply to BC-made products for customers in other provinces. A refundable pallet fee will be charged to any pallet of StackStone Smooth. Contact your local Barkman sales representative for further details. The Unit of Measure for StackStone Smooth is Each. StackStone Smooth walls can be used as pillars. To calculate pieces required, multiply the wall length, in feet, by 1.6. This will give you the number of pieces required per layer. Then multiply this by the number of layers to determine total quantity required. Please note that 1.6 is the multiplier used for both the standard and coping units. It is recommended not to exceed a maximum wall height of 2'. The minimum radius for a curve using StackStone® Smooth is 32" outside and 24" inside. For inside curves, either the larger or smaller face can be used for the face of the wall. For outside curves, only the larger face can be used for the face of the wall (24 pieces will make a 48" inside diameter circle). For information on wall heights, consult the product installation guide and technical specifications. Check your local building codes and consult a professional engineer when required.

Retaining Wall Material Requirements

1) BASE MATERIAL

WALL LENGTH		BASE HEIGHT		BASE WIDTH				MATERIAL REQUIRED
m	x	m	x	m	÷	1	=	m ³
ft	x	ft	x	ft	÷	27	=	cu yd

2) DRAINAGE MATERIAL

WALL LENGTH		BASE HEIGHT						MATERIAL REQUIRED
m	x	m	x	1.33	÷	1	=	m ³
ft	x	ft	x	1.33	÷	27	=	cu yd

Bridgewood Steps

DESCRIPTION	UNIT			PALLET		PRICE
	SIZE (L X W X H)		WEIGHT	NO. OF	WEIGHT	
	MM	IN	LB	UNITS	LB	
Bridgewood 48" Steps	1200 x 451 x 140	47.24 x 17.75 x 5.51	385	8	3080	

COLOURS	ITEM NO.
Cedar Brown	116941
Weathered Grey	116940




Notes: A refundable pallet fee will be charged to any pallet of Bridgewood Steps. The Unit of Measure for Bridgewood Steps is Each. Contact your local Barkman sales representative for further details. Colours for Bridgewood Steps are not exact replications of Bridgewood Slab's Weathered Grey and Cedar Brown.

Keystone Linear® Steps

DESCRIPTION	UNIT					PALLET						PRICE
	SIZE (H X W X D)		FACE AREA		WEIGHT	NO. OF HORIZONTAL LAYERS	NO. OF UNITS	NO. OF ROWS	FACE AREA		WEIGHT	
	MM	IN	M2	SQ FT	LB				M2	SQ FT	LB	
Keystone Linear Coping	178 x 1000 x 350	7 x 39.37 x 13.78	0.178	1.916	295	3	12	-	1.60	17.24	3540	

COLOURS	ITEM NO. COPING
Natural	143906
Charcoal	143907
COLOURS	ITEM NO. COPING
Graphite*	143908



Notes: *Additional shipping fees may apply to BC-made products for customers in other provinces. Sold in full pallets only. A refundable pallet fee will be charged to any pallet of Keystone Linear Coping. Contact your local Barkman sales representative for further details. The Unit of Measure for Linear is Each. Coping units should be used for steps.

Rosetta® Dimensional Steps

DESCRIPTION	UNIT			PALLET		PRICE
	SIZE (L X W X H)		WEIGHT	NO. OF	WEIGHT	
	MM	IN	LB	UNITS	LB	
3'	914 x 457 x 178	36 x 18 x 7	378	6	2268	
4'	1219 x 457 x 178	48 x 18 x 7	436	6	2616	
6'	1829 x 762 x 178	72 x 30 x 7	1266	2	2532	

COLOURS	ITEM NO. 3'	ITEM NO. 4'	ITEM NO. 6'
Copper Canyon	104029	104028	104030
Fond du Lac	104032	104031	104033
Pacific Grey	104035	104034	104036
Northern Charcoal	138119	138120	138121



Notes: A refundable pallet fee will be charged to any pallet of Dimensional Steps. Contact your local Barkman sales representative for further details. The Unit of Measure for Dimensional Steps is Each.

Rosetta® Irregular Steps

DESCRIPTION	UNIT			PALLET		PRICE
	SIZE (L X W X H)		WEIGHT	NO. OF	WEIGHT	
	MM	IN	LB	UNITS	LB	
A	1372 x 559 x 178	54 x 22 x 7	458	1	2962	
B	1524 x 610 x 178	60 x 24 x 7	600	1		
C	1067 x 432 x 178	42 x 17 x 7	349	1		
D	1219 x 711 x 178	48 x 28 x 7	567	1		
E	1067 x 660 x 178	42 x 26 x 7	476	1		
F	1219 x 610 x 178	48 x 24 x 7	512	1		

COLOURS	ITEM NO.
Copper Canyon	241433
Fond du Lac	241434
Northern Charcoal	241435
Pacific Grey	241436



Notes: A, B, C, D, E and F sold together in full pallets only. A refundable pallet fee will be charged to any pallet of Irregular Steps. Contact your local Barkman sales representative for further details. The Unit of Measure for Irregular Steps is Pallet.



FINISHING TOUCHES

With all that goes into a landscape project, you want to know that the job was finished properly. Our finishing products will make sure your project stays vibrant today, and for years to follow.

Granite Edger

DESCRIPTION	UNIT					PALLET ROW			PALLET					PRICE
	SIZE (L X W X H)		FACE AREA		WEIGHT	NO. OF UNITS	FACE AREA		NO. OF UNITS	NO. OF ROWS	FACE AREA		WEIGHT	
	MM	IN	M2	SQ FT	LB		M2	SQ FT			M2	SQ FT	LB	

Granite Edger 311 x 102 x 102 12.25 x 4 x 4 - - 15 48 - - 192 4 - - 2880

COLOURS	ITEM NO.
Charcoal	114430
MADE IN BC	ITEM NO.
Graphite*	143727



Notes: *Additional shipping fees may apply to BC-made products for customers in other provinces. A refundable pallet fee will be charged to any pallet of Granite Edger. Unit of Measure is Each.

I-Con Edger

DESCRIPTION	UNIT					PALLET ROW			PALLET					PRICE
	SIZE (L X W X H)		FACE AREA		WEIGHT	NO. OF UNITS	FACE AREA		NO. OF UNITS	NO. OF ROWS	FACE AREA		WEIGHT	
	MM	IN	M2	SQ FT	LB		M2	SQ FT			M2	SQ FT	LB	

I-Con Edger 314 x 92 x 102 12.375 x 3.625 x 4 - - 15 48 - - 192 4 - - 2880

COLOURS	ITEM NO.
Charcoal	105171
Sierra Grey	105174
Desert Buff	105175
MADE IN BC	ITEM NO.
Natural*	105169



Notes: *Additional shipping fees may apply to BC-made products for customers in other provinces. A refundable pallet fee will be charged to any pallet of I-Con Edger. The Unit of Measure is Each.

Quarry Stone Edger

DESCRIPTION	UNIT					PALLET ROW			PALLET					PRICE
	SIZE (H X W X D)		FACE AREA		WEIGHT	NO. OF UNITS	FACE AREA		NO. OF UNITS	NO. OF ROWS	FACE AREA		WEIGHT	
	MM	IN	M2	SQ FT	LB		M2	SQ FT			M2	SQ FT	LB	

Standard 102 x 102 x 203 4 x 4 x 8 0.01 0.11 10 48 0.49 5.28 192 4 1.96 21.12 1920

COLOURS	ITEM NO.
Charcoal	103810
Sierra Grey	103811



Notes: A refundable pallet fee will be charged to any pallet of Quarry Stone Edger. The Unit of Measure is Each.

Pillar Caps


DESCRIPTION	UNIT			PRICE
	SIZE (L X W X H)		WEIGHT	
	MM	IN	LB	
Rosetta® Belvedere Column Cap	686 x 686 x 64	27 x 27 x 2.5	152	
Rosetta® Dimensional Column Cap	609.6 x 609.6 x 64	24 x 24 x 2.5	155	

COLOURS	ITEM NO. ROSETTA® BELVEDERE COLUMN CAP	ITEM NO. ROSETTA® DIMENSIONAL COLUMN CAP
Fond du Lac	104053	104085
Copper Canyon	104055	104084
Pacific Grey	104056	104086
Northern Charcoal	142348	142247



Adhesive

ITEM NO.	DESCRIPTION	UNIT			PRICE
		SIZE	COVERAGE (1/4" BEAD)	WEIGHT	
		ML	FT	LB	
123773	Alliance Gator Block Bond XP Adhesive 10 oz	295	30	-	
123774	Alliance Gator Block Bond XP Adhesive 28 oz	828	85	-	
132982	Stronghold Spray Gun Applicator	-	-	-	
133198	Stronghold Spray Adhesive 24 oz	667	510	-	
133531	Stronghold Gun Cleaner 16 oz	473	-	-	



Cleaners NEW

ITEM NO.	DESCRIPTION	UNIT		PRICE
		SIZE	WEIGHT	
		L	LB	
142187	NMD 80 - 5 Gallon Pail	18.9L	46	
142188	NMD 80 - 1 Gallon Pail	3.8L	9	
142856	Ef-Fortless - 5 Gallon Pail	18.9L	46	
142196	Ef-Fortless - 1 Gallon Pail	3.8L	9	



Edge Restraint

ITEM NO.	DESCRIPTION	UNIT			BUNDLE		PALLET	PRICE
		SIZE (L X W X H)		WEIGHT	NO. OF UNITS	WEIGHT	NO. OF UNITS	
		MM	IN	LB		LB		
112541	Snapedge	2438 x 73 x 44	96 x 2.875 x 1.75	2	24	-	672	
103165	Spikes (Sold in full boxes only)	254 (length)	10 (length)	0.26	150	39	-	
123763	Gator Edge Rigid 8ft Length	2428 (length)	96 (length)	0.28	24	-	672	
123767	Gator Screws (50 screws per bag/20 bags per box)	-	-	-	-	-	-	
142667	Gator Xtreme Edge	-	-	50	-	-	56	
144200	Gator Edge X4 (New)	1219 x 41 x 70	48 x 1.63 x 2.75	0.25	24	-	768	



Notes: Snapedge can be sold by the piece. The 10" landscape spikes we sell are smooth. A bundle of Gator Edge X4 contains 12 packs, each containing 2 units that are 4 feet long.

Installation Tools


ITEM NO.	DESCRIPTION	UNIT		PRICE
		DIMENSIONS	WEIGHT LB	
103164	Paver Saver Uni Mat	L x W: 762 x 559 mm/30 x 22 in	22	
141479	VPR 450 Paver Roller	Base Plate width 16.5"	238	
139965	VPR 700 Paver Roller	Base Plate width 26"	385	
139936	Quick-E Block Clamp BL 180	Adjusts from 7" to 18"	10	
139943	Quick-E Block Clamp BL 450	Adjusts from 33" to 51"	43	
127440	Quick-E Block Clamp BL 850	Adjusts from 0" to 16 ½"	53	
139926	Quick-E Screeder Package	3', 4 1/2', and 6'	18	
139948	Quick-E Sand Plow (Handle not included)	-	8	
139927	Quick-E Slab Small	Adjusts from 10" to 24"	11	
139933	Elite Suction T-Handle plus Venturi Tool	6"x6" & 10"x10" pads	10	
139958	Halder Supercraft Dead Blow Mallet	70mm	4.9	
139957	Halder Simplex Wall Mallet-Medium	60mm	3.3	



Notes: Price fluctuates with US currency valuation, please contact Barkman for a quote. Many more options available, please call your local Barkman representative for more details.

Landscaping Materials

ITEM NO.	DESCRIPTION	UNIT			PRICE
		SIZE (L X W)		WEIGHT	
		MM	IN	LB	
103147	Geotextile 6oz Non Woven	91400 x 4572	3600 x 180	220	
133567	Geo Grid 5XT	45720 x 3658	1800 x 144	118	
133673	Geo Grid 10XT	60960 x 3658	2400 x 144	277	
134918	Gator Grid 30-30 (15 Rolls/Box)	1219 x 15240	48 x 600	690	
123777	Alliance Gator Base (10 units per package, 12 packages per pallet)	902 x 597	35.5 x 23.5	15	



Notes: Geotextile 6oz Non Woven is sold by square footage. Geo Grid products are sold in full rolls only. Alliance Gator Base should be installed with Gator Screws and Gator Extreme Edge or Edge X4.

Polymeric Sand

ITEM NO.	DESCRIPTION	UNIT	PALLET		PRICE
		WEIGHT LB	NO. OF UNITS	WEIGHT LB	
134875	Alliance Polybind Complete G2 Nevada Tan	50	56	2800	
134876	Alliance Polybind Complete G2 Oxford Grey	50	56	2800	
134879	Alliance Polybind Complete G2 Jet Black	50	56	2800	
134878	Alliance Polybind Complete G2 Ivory White	50	56	2800	
141409	Alliance Gator Maxx G2 Beige (BC Only)	50	56	2800	
141410	Alliance Gator Maxx G2 Slate Grey (BC Only)	50	56	2800	
141411	Alliance Gator Maxx G2 Ivory (BC Only)	50	56	2800	
141412	Alliance Gator Maxx G2 Black Diamond (BC Only)	50	56	2800	
143644	Gator Nitro Sand Beige	40	48	1920	
143646	Gator Nitro Sand Black	40	48	1920	
143721	Gator Nitro Sand Silver	40	48	1920	



Notes: These numbers on coverage are only approximate due to variability in laying application. No minimum order requirements, can be ordered by bag or by pallet as needed. BC and AB customers must order in full pallets. For coverage calculation, refer to Alliance calculator (www.alliancegator.com/nitro-sand-polymeric-sand-simplified-calculator).

✓ Yes

✗ No

○ Optional

~ Some sizes in this family meet requirements,
call your local Barkman representative for more information.

LAYING PATTERNS	PEDESTRIAN TRAFFIC	LIGHT VEHICULAR	HEAVY VEHICULAR	EDGE RESTRAINTS	BEDDING SAND (25 MM/1 IN)	SPACERS REQUIRED	JOINT SAND	ALLIANCE POLYMERIC SAND	COMPACT WITH SAVER MAT	COMPACT WITH ROLLER COMPACTOR
-----------------	--------------------	-----------------	-----------------	-----------------	---------------------------	------------------	------------	-------------------------	------------------------	-------------------------------

SLABS										
Bridgewood	1	✓	✗	✗	✓	✓	✓	✓	✓	✗
Brookside	4	✓	✗	✗	✓	✓	✓	○	○	✗
Diamond Face	-	✓	✗	✗	✓	✓	✓	○	○	✗
Footing Pads	-	✓	✗	✗	✓	✓	✗	✗	✗	✗
Lexington	4	✓	✗	✗	✓	✓	✓	○	○	✗
Rosetta® Dimensional Flagstone	2	✓	✗	✗	✓	✓	○	✓	✓	✗
Rosetta® Grand Flagstone	1	✓	✗	✗	✓	✓	○	✓	✓	✗
Stepping Stone – Broadway 300 x 300 x 65mm	-	✓	✗	✗	○	✓	✗	○	○	✗
Terrace*	2	✓	✗	✗	✗	✗	✗	○	○	✗

PAVERS (60 MM/2.36 IN)										
Broadway 65mm*	9	✓	✓	✗	✓	✓	✗	✓	○	~
Fjord	6	✓	✗	✗	✓	✓	✗	✓	○	✗
Flagstone	1	✓	✗	✗	✓	✓	✓	✗	✓	✓
Hexagon 65mm*	1	✓	✓	✗	✓	✓	✗	✓	✓	✓
Holland	6	✓	✓	✗	✓	✓	✗	✓	✓	✓
Roman	3	✓	✓	✗	✓	✓	✓	✓	✓	✓
Roman Circle	1	✓	✓	✗	✓	✓	✓	✓	✓	✓
Verano	2	✓	✓	✗	✓	✓	✗	✓	✓	✓

PAVERS (80 MM/3.15 IN)										
Boardwalk (Made in BC)	1	✓	✓	✗	✓	✓	✗	✓	✓	✓
Broadway 80mm	12	✓	✓	✗	✓	✓	✗	✓	✓	✓
Cobble	1	✓	✓	✗	✓	✓	✗	✓	✓	✓
Holland 80mm	5	✓	✓	✓	✓	✓	✗	✓	✓	✓
Mesa Flagstone	1	✓	✓	✗	✓	✓	✗	✓	✓	✓
Navarro	1	✓	✓	✗	✓	✓	✗	✓	✓	✓

PAVERS (100 MM/3.94 IN)										
Broadway 100mm & Broadway Planks	12	✓	~	~	✓	✓	✗	✓	✓	~
Broadway Contour 100mm	12	✓	~	~	✓	✓	✗	✓	✓	~

Alliance Polybind Complete G2 sand is recommended for commercial/high traffic areas. *Indications on Terrace refer to rooftop applications. *Broadway 300x150x65mm and Hexagon 65mm can be used for light vehicular applications. Proper installation should be taken into account. See <https://www.barkmanconcrete.com/resources/> for more details.

● Available Everywhere

● Made in BC

	NATURAL	CHARCOAL	ANTIQUE BROWN	SIERRA GREY	DESERT BUFF	GLACIER	BEDROCK	STERLING	CEDAR BROWN	WEATHERED GREY	FOND DU LAC	COPPER CANYON	NORTHERN CHARCOAL	PACIFIC GREY	HAZEL	FLINT	SANDSTONE	QUARTZ	ASH	AMBER	OBSIDIAN	GRAPHITE	WHITE – SPECIAL ORDER
PAVERS																							
Boardwalk	●	●																					
Broadway 65mm	●	●		●				●									●	●	●	●	●	●	●
Broadway 80mm NEW	●	●						●									●	●	●	●	●	●	●
Broadway 100mm	●	●						●										●	●	●	●	●	●
Broadway Contour 100mm	●	●						●											●				
Broadway Planks 100mm	●	●						●										●	●	●	●		●
Broadway Weathered 100mm	●	●																●					
Bullnose		●																					
Cobble		●																					
Colonial Eco																							
Fjord							●	●															
Flagstone			●	●																			
Granite Edger		●																				●	
Hexagon 65mm	●	●																●					
Holland	●	●	●	●	●																	●	
Holland 80mm	●	●	●	●																		●	
Holland Eco	●	●																					
I-Con Edger	●	●		●	●																	●	
Mesa Flagstone				●				●															
Navarro		●		●																			
Quarry Stone Edger		●		●																		●	
Roman	●	●	●	●	●																	●	
Roman Circle	●	●	●	●																		●	
Turfstone Eco	●																						
Verano		●		●				●															
SLABS																							
Bridgewood									●	●													
Brookside			●		●												●						●
Diamond Face			●																				
Lexington								●									●	●					
Rosetta® Dimensional Flagstone											●	●	●	●									
Rosetta® Grand Flagstone											●	●	●	●									
Stepping Stone - Broadway 300 x 300 x 65mm		●	●		●			●										●	●	●	●	●	●
Terrace		●	●					●															●

*Additional shipping fees may apply to BC-made products for customers in other provinces.

● Available Everywhere

● Made in BC*

	NATURAL	CHARCOAL	SIERRA GREY	DESERT BUFF	STERLING	FOND DU LAC	COPPER CANYON	NORTHERN CHARCOAL	PACIFIC GREY	FLINT	ASH	CEDAR BROWN	WEATHERED GREY	GRAPHITE
WALLS														
Architextures					●					●	●			
Architextures Vertex		●									●			
Bridgewood Wall												●	●	
Caliber Stone		●	●		●									
Keystone Compac® – Hewnstone		●	●											●
Keystone Compac® – Smooth Stone NEW		●	●											●
Keystone Linear®		●	●											●
MagnumStone™	●													
Quarry Stone		●	●											
RomanStack®		●	●											
Rosetta® Dimensional Wall						●	●	●	●					
Rosetta® Kodah						●	●	●	●					
Rosetta® Grand Ledge NEW						●	●	●	●					
Rosetta® Outcropping						●	●	●	●					
StackStone®		●	●	●										
StackStone® Smooth		●	●											●

*Additional shipping fees may apply to BC-made products for customers in other provinces.

It's What's Underneath That Counts



Compacted Native Soil Subgrade

Preparation of the native soil subgrade is critical to the performance of an interlocking concrete pavement. Large rocks, roots, organic material and all other debris should be removed from the native soil subgrade and in turn be replaced with the crushed aggregate material that will be used to construct the compacted aggregate base. From there, the soil subgrade should be compacted to a minimum 98% standard Proctor density, with modified Proctor density being the preferred standard to use for vehicular applications. The overall success of an interlocking concrete pavement begins with a native soil subgrade that has been prepared and compacted as per the standards and guidelines set out by the Concrete Masonry and Hardscapes Association (CMHA)

Compacted Aggregate Base Layer

The functionality, lifespan and success of an interlocking concrete pavement application is directly related to the compacted aggregate base installed beneath it. Each unique project requires that a proper base design and materials be determined based upon several different variables. Contact your local Barkman representative for more information.

Screeded Bedding Layer

Like the compacted aggregate base, the screeded bedding layer plays a vital role in the overall performance of an interlocking concrete pavement application. The Concrete Masonry and Hardscapes Association (CMHA) states that precast concrete pavers should be installed on top of an uncompacted 25 mm layer of concrete sand (CSA A23.1). For more information on what your commercial project will require, you can get in touch with your local Barkman representative.

The CMHA technical specifications are also great resources for application information. (www.masonryandhardscapes.org)



LANDSCAPE KITS

Landscape kits offer a cost effective way to turn any backyard into something special without custom concrete work. In an afternoon or less, you could build a complete kit from our collection of fireplaces, pizza oven and fire pits. Modular in design and timeless in their appeal, Barkman kits offer the easy choice to elevate your backyard ambitions.

Caliber Stone Fireplace System NEW

The Caliber Stone Fireplace System is a versatile 16-in-1 modular kit that enables the creation of 16 unique fireplace designs. To build any design shown below, you'll need three pallets of Caliber Stone (143968) and one pallet of components (144057), for a total of four pallets.

KIT	PALLETS							INCLUDES	PRICE
	NO. OF SKIDS	WEIGHT (LB)							
		1	2	3	4	TOTAL	CHARGED		
Caliber Stone Fireplace System	4	2232	2232	2232	1657	8353	4	Caliber Stone, fire brick, mantle, panels, plastic and steel shims, wire mesh spark arrestor, adhesive, gloves, QR code card for installation guide.	




DESIGN	ASSEMBLED SIZE (H X W X D)		
	MM	IN	
Design 1A: Closed Firebox	2286 x 2438 x 1067	90 x 96 x 42	
Design 1B: Open Firebox	2184 x 2438 x 1067	86 x 96 x 42	
Design 2A: Closed Firebox	2438 x 1829 x 1067	96 x 72 x 42	
Design 2B: Open Firebox	2438 x 1829 x 1067	96 x 72 x 42	
Design 3A: Closed Firebox	2184 x 2286 x 1067	86 x 90 x 42	
Design 3B: Open Firebox	2184 x 2286 x 1067	86 x 90 x 42	
Design 4A: Closed Firebox	1168 x 2438 x 1067	46 x 96 x 42	
Design 4B: Open Firebox	1168 x 2438 x 1320	46 x 96 x 52	
Design 5A: Closed Firebox	1880 x 2438 x 1067	74 x 96 x 42	
Design 5B: Open Firebox	1880 x 2438 x 1067	74 x 96 x 42	
Design 6A: Closed Firebox	2134 x 1829 x 1067	84 x 72 x 42	
Design 6B: Open Firebox	2235 x 1829 x 1067	88 x 72 x 42	
Design 7A: Closed Firebox	2235 x 1829 x 1067	88 x 72 x 42	
Design 7B: Open Firebox	2235 x 1829 x 1067	88 x 72 x 42	
Design 8A: Closed Firebox	2134 x 1829 x 1067	84 x 72 x 42	
Design 8B: Open Firebox	2235 x 1829 x 1067	88 x 72 x 42	

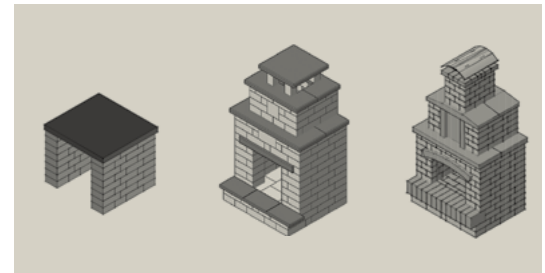
COLOURS	ITEM NO. CALIBER STONE PALLET	ITEM NO. FIREBRICK, MANTLE, PANELS, AND ACCESSORIES	ITEM NO. CALIBER STONE FIREPLACE SYSTEM SCREEN 19.5" X 35"	ITEM NO. CALIBER STONE FIREPLACE SYSTEM SCREEN 23.5" X 19"	
Sterling/ Charcoal Accent	143968	144057	144304	144305	

Notes: The consumer is responsible for reviewing the local regulations, by-laws, building codes, insurance implications, and any above ground and underground services pertaining to product installation and use. If you require a steel fireplace grate, feel free to contact your local Barkman representative. Two options are available for both opening designs. Part 144304 Caliber Stone Fireplace System 19.5" x 35" and Part 144305 Caliber Stone Fireplace System 23.5" x 19". For detailed installation, please visit BarkmanConcrete.com.

Quarry Stone Fireplaces



KIT	SPECIFICATIONS		NO. OF SKIDS	PALLET WEIGHT (LB)						INCLUDES	PRICE
	ASSEMBLED SIZE (H X W X D)										
	MM	IN		1	2	3	4	TOTAL	CHARGED		
Quarry Stone Fireplace	2699 x 1397 x 1156	106.25 x 55 x 45.5	4	3064	2998	1320	683	8065	3	Quarry Stone, Charcoal accents, fire brick, arch, mantle, recess panel, roof, fire brick, fireplace caps, raincap, plastic and steel shims, adhesive, gloves, instructions	
Raincap	257 x 476 x 686	10.13 x 18.75 x 27	1	10				10	-	Raincap	
Quarry Stone Fireplace Wood Storage	889 x 1061 x 914	35 x 40 x 36	1	2359				2359	2	Quarry Stone, countertop, shims, adhesive, gloves, instructions	
Quarry Stone Compact Fireplace	1981 x 1118 x 1016	78 x 44 x 40	3	3036	2176	594		5806	3	Quarry Stone, fire brick, hearth, cap, mantle, spark arrestor, shims, high heat sealant, adhesive, instructions, gloves	
Quarry Stone Compact Fireplace Wood Storage	965.2 x 813 x 711	38 x 32 x 28	1	2047				2047	2	Quarry Stone, countertop, shims, adhesive, gloves, instructions	
COLOURS	ITEM NO. FIREPLACE	ITEM NO. WOOD STORAGE	ITEM NO. COMPACT FIREPLACE	ITEM NO. COMPACT FIREPLACE WOOD STORAGE	RAINCAP						
Sierra Grey/Charcoal Accent	134517	113461	119339	120519	134752						

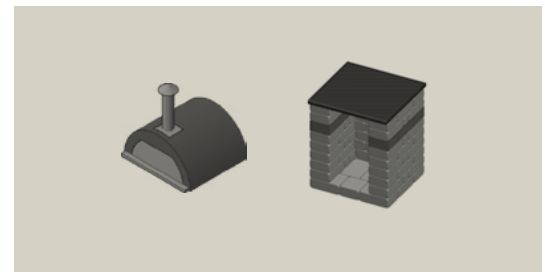
Notes: These kits were formerly named Stone Oasis Fireplace and Stone Oasis Compact Fireplace. Colours may vary between various components. For detailed installation, please visit BarkmanConcrete.com



Quarry Stone Compact Pizza Oven Kit

KIT	SPECIFICATIONS		PALLET							INCLUDES	PRICE
	ASSEMBLED SIZE (H X W X D)		NO. OF SKIDS	WEIGHT (LB)							
	MM	IN		1	2	3	4	TOTAL	CHARGED		
Compact Pizza Oven Unit	1016 x 762 x 749 814 x 711	40 x 30 x 29.5 32 x 28	1	115	-	-	-	115	1	Pizza Oven unit, pizza peel	
Quarry Stone Storage Unit	953 x 814 x 787 813 x 711	37.5 x 32.09 x 31 32 x 28	1	1947	-	-	-	1947	2	Quarry Stone, Standard Countertop, shims, adhesive, gloves, instructions	
Compact Storage Countertop		32 x 31 x 1.5	1	124	-	-	-	124	1	Standard Countertop	
COLOURS	ITEM NO. COMPACT PIZZA OVEN	ITEM NO. QUARRY STONE STORAGE UNIT	ITEM NO. COMPACT STORAGE UNIT COUNTERTOP								
Copper/ Sierra Grey/ Charcoal Accent	135882	141081	141055								
Black/ Sierra Grey/ Charcoal Accent	142696	141081	141055								






Notes: The Quarry Stone Compact Pizza Oven kit is made up of the Pizza Oven unit (Nonno Peppe) and the Quarry Stone Storage Unit that acts as a wood storage. These components are purchased separately. Copper and Black refers to the colours of the Nonno Peppe Pizza Oven.

Architextures Fire Pit

KIT	SPECIFICATIONS		PALLETS		INCLUDES	PRICE
	ASSEMBLED SIZE (H X W X D)		NO. OF PALLETS	WEIGHT		
	MM	IN		LB		
Architextures Fire Pit	400 x 1184 x 1184 (outside)	15.75 x 47 x 47 (outside)	1	2070	Architextures Wall corners, Small Coping, 30" Fire pit liner, 23" Spark Arrestor	
	400 x 614 x 614 (inside)	15.75 x 24 x 24 (inside)				
Fire Pit Liner (141369)	409.7 x 762 x 762	16.13 x 30 x 30				
Spark Arrestor (134499)	584.2 x 584.2	23 x 23				

COLOURS	ITEM NO.
Ash	123824
Sterling	123839
Flint	123842




Notes: The Architextures Fire Pit has 2 layers with 4 pcs per layer and 8 pcs of coping layer. Inside dimensions of steel liner are 24.19" or 615mm. The consumer is responsible for reviewing the local regulations, by-laws, building codes, insurance implications any above ground and underground services pertaining to product installation and use. Fire pit fire size should not allow flame to contact the top layers. Fire pits should not be placed directly on concrete products as high heat can adversely affect the product integrity.

Bridgewood Fire Pit

KIT	SPECIFICATIONS		PALLETS		INCLUDES	PRICE
	ASSEMBLED SIZE (H X W X D)		NO. OF PALLETS	WEIGHT LB		
	MM	IN				
Bridgewood Fire Pit	305 x 1270 x 1270 (outside)	12 x 50 x 50 (outside)	1	1492	Bridgewood Wall, gloves, instructions, 37" Steel liner, 29" spark arrestor	
	305 x 864 x 864 (inside)	12x 34 x 34 (inside)				
Fire Pit Liner (134764)	318 x 940 x 940	12.5 x 37 x 37				
Spark Arrestor (134783)	737 x 737	29 x 29				

COLOURS	ITEM NO.
Cedar Brown	141047
Weathered Grey	141048

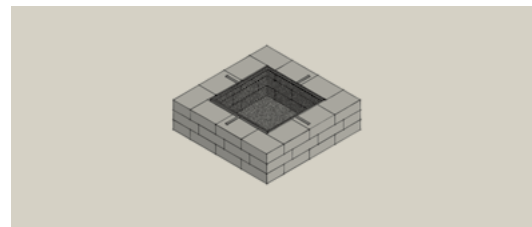


Notes: The Bridgewood Wall Fire Pit has 2 layers with 4 pcs per layer. Inside dimensions of steel liner are 34" or 864mm. The consumer is responsible for reviewing the local regulations, by-laws, building codes, insurance implications any above ground and underground services pertaining to product installation and use. Fire pit fire size should not allow flame to contact the top layers. Fire pits should not be placed directly on concrete products as high heat can adversely affect the product integrity.

Quarry Stone Fire Pit

KIT	SPECIFICATIONS		PALLETS		INCLUDES	PRICE
	ASSEMBLED SIZE (H X W X D)		NO. OF PALLETS	WEIGHT LB		
	MM	IN				
Square Complete	305 x 1118 x 1118 (outside)	12 x 44 x 44 (outside)	1	1190	Quarry Stone, gloves, 27" spark arrestor	
	305 x 711 x 711 (inside)	12 x 28 x 28 (inside)				
Square Spark Arrestor (113807)	686 x 686	27 x 27	-	5		
Fire Pit Liner* (115253)	711 x 711	28 x 28	1	55		

COLOURS	ITEM NO.
Charcoal	113806
Sierra Grey	115753

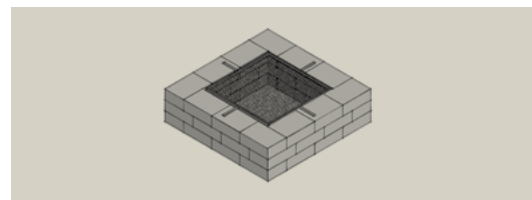


Notes: The Quarry Stone Fire pit, formerly the Stone Oasis Square Fire Pit has 3 layers with 12 pieces per layer. *Fire Pit liner sold separately. The consumer is responsible for reviewing the local regulations, by-laws, building codes, insurance implications any above ground and underground services pertaining to product installation and use. Fire pit fire size should not allow flame to contact the top layers. Fire pits should not be placed directly on concrete products as high heat can adversely affect the product integrity.

Caliber Stone Fire Pit

KIT	SPECIFICATIONS		PALLETS		INCLUDES	PRICE
	ASSEMBLED SIZE (H X W X D)		NO. OF PALLETS	WEIGHT LB		
	MM	IN				
Square Complete	305 x 1118 x 1118 (outside)	12 x 44 x 44 (outside)	1	1217	Smooth Quarry Stone, gloves, 27" spark arrestor, Fire Pit liner	
	305 x 711 x 711 (inside)	12 x 28 x 28 (inside)				
Square Spark Arrestor (113807)	686 x 686	27 x 27	-	5		
Fire Pit Liner (115253)	711 x 711	28 x 28	1	55		

COLOURS	ITEM NO.
Charcoal	134379
Sierra Grey	137931



Notes: The Caliber Stone Fire pit has 3 layers with 12 pieces per layer. The consumer is responsible for reviewing the local regulations, by-laws, building codes, insurance implications any above ground and underground services pertaining to product installation and use. Fire pit fire size should not allow flame to contact the top layers. Fire pits should not be placed directly on concrete products as high heat can adversely affect the product integrity.

Rosetta® Belvedere Fire Pit

KIT	SPECIFICATIONS		PALLETS		INCLUDES	PRICE
	ASSEMBLED SIZE (H X D)		NO. OF PALLETS	WEIGHT LB		
	MM	IN				
Belvedere Fire Pit	368.3 x (+x/-73.2) (outside) 381 x 940 (inside)	14.5 x (+/- 58) (outside) 15 x 37 (inside)	1	1257	Belvedere, gloves, black steel ring	
Circle Spark Arrestor* (114836)	- x 940	- x 37	-	12		
Circle Black Steel Ring (103593)	305 x 965	12 x 38	1	45		

COLOURS	ITEM NO.
Fond du Lac	103507
Pacific Grey	103508
Copper Canyon	103511
Northern Charcoal	138122



Notes: 37" diameter spark arrestor sold separately. Caps don't contact lip of steel ring. For detailed video installation, please visit BarkmanConcrete.com. The consumer is responsible for reviewing the local regulations, by-laws, building codes, insurance implications any above ground and underground services pertaining to product installation and use. Fire pit fire size should not allow flame to contact the top layers. Fire pits should not be placed directly on concrete products as high heat can adversely affect the product integrity.

Rosetta® Dimensional Fire Pit

KIT	SPECIFICATIONS		PALLETS		INCLUDES	PRICE
	ASSEMBLED SIZE (H X W X D)		NO. OF PALLETS	WEIGHT LB		
	MM	IN				
Dimensional Fire Pit	305 x 1118 x 1118 (outside)	12 x 44 x 44 (outside)	1	1170	Dimensional Wall, 27" spark arrestor, liner, gloves	
	305 x 711 x 711 (inside)	12 x 28 x 28 (inside)				
Square Spark Arrestor (113807)	675 x 675	27 x 27	-	5		
Square Fire Pit Liner (115253)	711 x 711	28 x 28	1	55		

COLOURS	ITEM NO.
Copper Canyon	115346
Fond du Lac	115347
Pacific Grey	115348
Northern Charcoal	138123

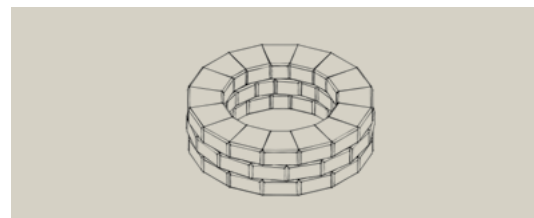


Notes: The consumer is responsible for reviewing the local regulations, by-laws, building codes, insurance implications any above ground and underground services pertaining to product installation and use. Fire pit fire size should not allow flame to contact the top layers. Fire pits should not be placed directly on concrete products as high heat can adversely affect the product integrity.

StackStone Fire Pit

KIT	SPECIFICATIONS		PALLETES		INCLUDES	PRICE
	ASSEMBLED SIZE (H X D)		NO. OF PALLETES	WEIGHT LB		
	MM	IN				
Circle Complete	305 x 1067 (outside) 305 x 635 (inside)	12 x 42 (outside) 12 x 25 (inside)	1	838	StackStone®, gloves, 24" spark arrestor, instructions	
Circle Spark Arrestor (112548)	- x 610	- x 24		5		

COLOURS	ITEM NO.
Charcoal	103520
Sierra Grey	103522

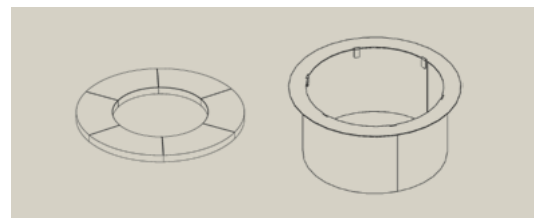


Notes: The StackStone Fire pit, formerly the Stone Oasis Circle Fire Pit has three layers with 16 pieces per layer. For detailed video installation, please visit BarkmanConcrete.com. The consumer is responsible for reviewing the local regulations, by-laws, building codes, insurance implications any above ground and underground services pertaining to product installation and use. Fire pit fire size should not allow flame to contact the top layers. Fire pits should not be placed directly on concrete products as high heat can adversely affect the product integrity.

StackStone Fire Pit Accessories

KIT	SPECIFICATIONS		PALLETS		INCLUDES	PRICE
	ASSEMBLED SIZE (H X D)		NO. OF PALLETS	WEIGHT LB		
	MM	IN				
Coping	51 x 1118 (outside)	2 x 44 (outside)	1	172	6 coping units	
	51 x 635 (inside)	2 x 25 (inside)				
Liner	356mm x 762mm	14 x 30	1	48		

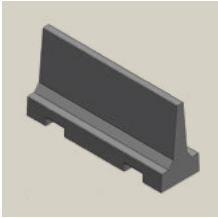
COLOURS	ITEM NO.
Natural & Charcoal Coping	
Stackstone Firepit Coping Kit – Charcoal	143518
Stackstone Firepit Coping Kit - Natural	143308
Steel Ring Liner	
Stackstone Firepit Liner Kit	143309



Notes: The StackStone Fire Pit is sold separately. The Coping for the fire pit is sold separately and can be purchased as a set of 6 pieces. The liner is sold separately. Liner only fits in the fire pit unit with the coping around it. Without the coping, the liner will be too high for the fire pit.

Barrier Curbs


ITEM NO.	DESCRIPTION	UNIT			PALLET		PRICE
		SIZE (L X W AT BASE X H)		WEIGHT	NO. OF	WEIGHT	
		MM	IN	LB	UNITS	LB	
106489	60" x 26"	1524 x 425 x 660	60 x 16.75 x 26	848	-	-	
106488*	60" x 30"	1524 x 425 x 762	60 x 16.75 x 30	1118	-	-	
106470	120" x 26"	3048 x 425 x 660	120 x 16.75 x 26	1694	-	-	
106484*	120" x 30"	3048 x 425 x 762	120 x 16.75 x 30	2302	-	-	



Notes: *30" high Barrier Curbs have forklift pockets. No pallet required. All 10' Barrier Curbs have 3/4" Threaded insert for lifting.

Highway Barrier Curbs

ITEM NO.	DESCRIPTION	UNIT			PALLET		PRICE
		SIZE (L X W X H)		WEIGHT	NO. OF	WEIGHT	
		MM	IN	LB	UNITS	LB	
106480	60"	1524 x 572 x 851	60 x 22.5 x 33.5	2033	-	-	
106476	120"	3048 x 572 x 851	120 x 22.5 x 33.5	4526	-	-	



Notes: Highway barrier curbs have forklift pockets.

Curbs


ITEM NO.	DESCRIPTION	UNIT			PALLET		PRICE
		SIZE (L X W X H)		WEIGHT	NO. OF	WEIGHT	
		MM	IN	LB	UNITS	LB	
105179	Parking	2438 x 203 x 140	96 x 8 x 5.5	340	10	3400	



Notes: Parking Curb includes 2 pins (15mm x 432mm). Sold by the piece.

Boat Ramp Pads

ITEM NO.	DESCRIPTION	UNIT			PRICE
		SIZE (L X W X H)		WEIGHT	
		MM	IN	LB	
105669	10'/120"	3048 x 356 x 102	120 x 14 x 4	565	
105673	12'/144"	3658 x 432 x 127	144 x 17 x 5	1235	



Notes: 12' Boat Ramp Pad coverage is 17" per Boat Ramp Pad. Detailed specifications available. 1/2" cable not supplied. 20mm pipe sleeve not supplied. 10' Boat Ramp Pad includes bolting tabs. 5/8" x 3/4" bolts are included.

Rain Drain NEW


ITEM NO.	DESCRIPTION	UNIT			PALLET		PRICE
		SIZE (L X W X H)		WEIGHT	NO. OF	WEIGHT	
		MM	IN	LB	UNITS	LB	
105613	Rain Drain/Floor Drain	394 x 279 x 267	15.5 x 11 x 10.5	60	27	1620	
105614	Replacement Covers	330 x 216 x -	13 x 8.5 x -	2	-	-	



Notes: Size of outlet 2", 3" or 4". Desired size of knockout can be selected. Sold by the piece.

Splash Pads NEW

ITEM NO.	DESCRIPTION	UNIT			PALLET		PRICE
		SIZE (L X W X H)		WEIGHT	NO. OF	WEIGHT	
		MM	IN	LB	UNITS	LB	
141474	30" Natural	762 x 305 x 80	30 x 12 x 3.13	78	28	2184	
105669	51" Natural	1295 x 375 x 127	51 x 14.75 x 5	212	12	2544	
105673	96" Natural	2438 x 610 x 152	96 x 24 x 6	804	1	804	



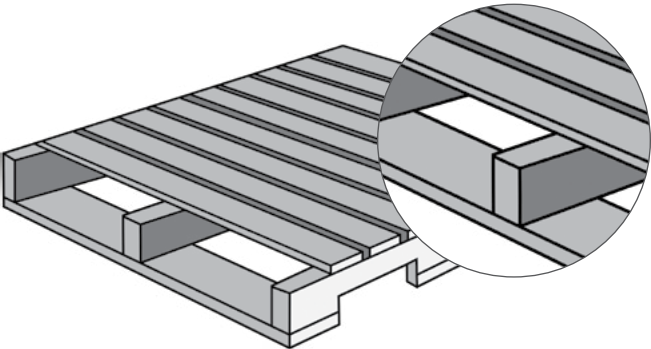
Notes: 30" Splash Pads sold in full pallets only.

Pallets

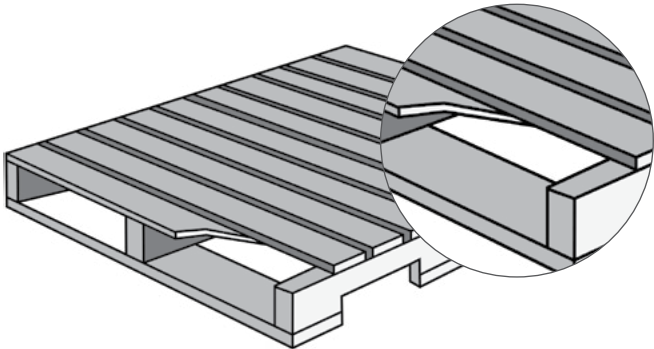
ITEM NO.	DESCRIPTION	UNIT			PRICE
		SIZE (L X W)		WEIGHT	
		MM	IN	LB	
217942	48" x 48" Black	1219 x 1219	48 x 48	81	
217943	36" x 40" Red	914 x 1016	36 x 40	46	
217945	48" x 40" Blue	1219 x 1016	48 x 40	57	
217947	36" x 74" Pink	914 x 1880	36 x 74	59	
220530	36" x 48" Flourescent Orange	914 x 1219	36 x 48	46	
241796	28" x 48" Yellow	914 x 711	28 x 48	29	



Returnable Pallet

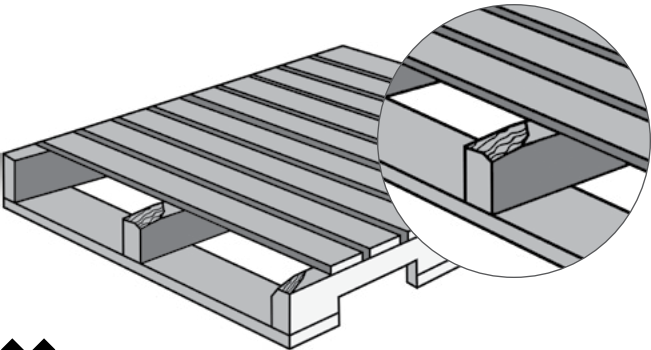


✓ Missing board, but stringers are still intact.

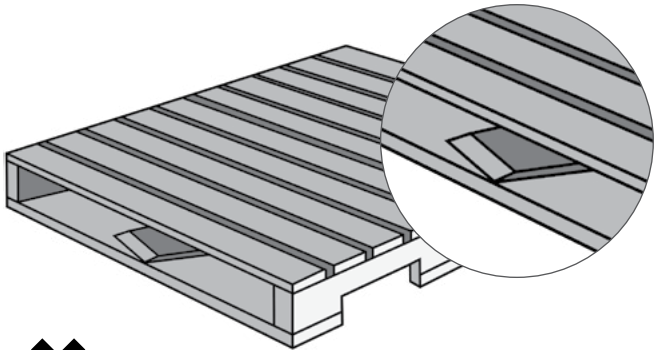


✓ Broken board, but stringers are intact.

Unreturnable Pallet



✗ Stringers have broken ends.



✗ Stringer is broken.

Notes: Only pallets with “Barkman” painted on the side will be received by Barkman. Other brand pallets or pallets without the “Barkman” paint will not be received and no credit will be issued. Barkman will only charge for pallets with the “Barkman” name on the side. Barkman will receive and credit in full returnable Barkman pallets that are in acceptable condition. Barkman works diligently to ensure no broken pallets leave our yard to your location. Should an “unacceptable” pallet be brought to your yard by delivery, please document it before being unloaded and inform Barkman immediately. This will ensure Barkman does not improperly invoice you for faulty product. Contact your nearest drop off yard before drop off to ensure the best possible service.

The Environment

At Barkman Concrete, we prioritize responsible material stewardship, creating precast concrete products that balance user benefits with environmental preservation. Our meticulous material selection, including recycled materials, enhances product performance while minimizing ecological impact.

This commitment to longevity and durability reduces the need for replacements, making Barkman's precast concrete a sustainable choice for generations to come.

Barkman Warranty

Barkman Concrete warrants the structural integrity of our paving stone, slabs and retaining wall units. For homeowners, we offer a transferable lifetime warranty, where we will replace or repair at our option, without charge any defective product installed and maintained to our guidelines under normal use. Commercial uses have specific warranties as well.

For more information on this and our warranty policy on other product lines, please go to our website at www.barkmanconcrete.com/about/warranty.

Quality and Support Pledge

We use high-quality materials and implement rigorous quality control measures throughout our manufacturing process, aiming to consistently deliver a product of superior quality. We also support our products with a large network of dealers and contractors. When you need us, we'll be there to help. For any questions, please contact us at quality@barkmanconcrete.com

Important: **Actual colours may vary per region and production facility.** Every effort has been made to ensure accuracy in the colour representations found in our product catalogues. However, due to the natural characteristics of concrete, the manufacturing process and print reproduction, actual colours in the final product may vary from that shown.

Shipping Weights

Total pallet weights listed in the product sections exclude the weight of the wood pallets. Refer to page 63 for pallet specs. Total shipping weights are approximate and may vary slightly.

How to Order

Ordering Barkman products is as simple as calling or visiting one of our many dealers or contractors. For our convenient dealer locator please visit our website at BarkmanConcrete.com/find-a-dealer. Kindly be ready to specify product style and colour choice if required.

If working directly with a contractor, please be sure to specify Barkman products to ensure Barkman quality.

Additional shipping fees may apply to BC-made products for customers in other provinces.

Installation and Project Estimation Support

Barkman provides easy-to-read installation guides that contain simple step-by-step instructions to help make installation a snap. Visit BarkmanConcrete.com/Resources to download a copy. Our website and Barkman App also features a handy product calculator that allows you to easily calculate the quantity of Barkman material and accessories.

Colour Blend Information

Pavers, Slabs and Walls

Amber: White with Amber Speckles

Antique Brown: Brown (Reddish), Buff, Charcoal

Ash: Natural, Grey

Bedrock: Dark Grey with Charcoal blends

Charcoal: Charcoal

Cedar Brown: Various shades of Brown

Desert Buff: Various Shades of Buff

Flint: Charcoal, White, Gold Fleck

Glacier: Light Grey with Dark Grey blends

Graphite: Charcoal and Natural blend

Hazel: Tan, Brown, Buff

Natural: Natural Grey

Obsidian: Black with White Speckles

Quartz: White with Black Speckles

Sandstone: Various shades of Brown and Buff, with White

Sierra Grey: Buff, Charcoal

Sterling: White, Charcoal, Greys

Weathered Grey: Various shades of Grey

White: White

Rosetta®

Copper Canyon: Dark Brown, Charcoal

Fond du Lac: Buff, Light Brown, Charcoal

Pacific Grey: Light Grey, Charcoal

Northern Charcoal: Charcoal

Product Changes for 2025

NEW PRODUCTS

Broadway 80mm

Caliber Stone Fireplace System

EaCo Chem: NMD 80 and EF-Fortless

Gator Edge X4

Keystone Compac Smooth Stone

Keystone Coping (larger size)

Keystone Linear (made in BC and MB)

Rain Drain

Rosetta® Grand Ledge

Splash Pads in 51" and 96" sizes

Broadway in White colour (Special Order)

Terrace in Sterling and Face Mix colours

Barkman does its best to ensure accuracy for all measurements of our paving stone. Measurements provided may vary slightly depending on laying application. Best practice is to always have physical product on site before pouring preset structures.

COLOURS

For installation ideas
see the *Barkman
Spaces* catalogue or
BarkmanConcrete.com

Boardwalk (MADE IN BC)

(page 14)



Charcoal




Natural

Broadway 65mm Paver (page 10)



Amber




Ash




Charcoal




Natural




Obsidian




Quartz



Sandstone




Sterling



White (New)
Special order

MADE IN BC



Graphite



Sierra Grey

Broadway 100mm Plank and Paver (page 19)




Amber




Ash




Charcoal



Natural




Obsidian



Quartz




Sterling




White (New)
Special order

Broadway Weathered 100mm (page 19)



Ash



Charcoal



Natural


See BarkmanConcrete.com for any updated information.

Actual colours may vary per region and production facility. Some colours require minimum order quantities. Additional shipping fees may apply to BC-made products for customers in other provinces.

Broadway Contour 100mm (page 19)



Ash



Charcoal



Natural




Sterling

Cobble Paver (page 15)



Charcoal

Fjord Paver (page 12)



Bedrock



Glacier

Flagstone Paver (page 4)




Antique Brown




Sierra Grey

Holland Paver


(page 5)



Antique Brown




Charcoal



Natural




Sierra Grey




Graphite

MADE IN BC




Desert Buff


Hexagon 65mm (page 13)



Ash



Charcoal



Natural

Mesa Flagstone Paver

(page 17)




Sierra Grey




Sterling

Navarro Paver

(page 18)




Charcoal



Sierra Grey

Roman Paver (page 6)



Antique Brown



Charcoal



Desert Buff



Sierra Grey

MADE IN BC



Graphite



Natural


Verano Paver (page 9)



Charcoal



Sierra Grey



Sterling

Turfstone Eco Paver

(page 22)



Natural

I-Con Edger (page 48)



Charcoal



Desert Buff



Sierra Grey


MADE IN BC



Natural


Granite Edger

(page 48)



Charcoal


MADE IN BC



Graphite

Quarry Stone Edger

(page 48)




Charcoal



Sierra Grey

Bullnose Paver

(page 4)



Charcoal

Bridgewood Slab

(page 25)



Cedar Brown




Weathered Grey


Brookside Slab (page 26)



Charcoal




Hazel



Sierra Grey

MADE IN BC




Graphite

Lexington Slab


(page 28)



Flint



Sandstone



Sterling

Diamond Face Slab


(page 27)



Natural

Terrace Slabs

(page 32)




Charcoal



Graphite




Natural



Sterling

Footing Pads

(page 27)




Natural

Architextures™ Wall

(page 34)



Ash




Flint




Sterling

Architextures Vertex™

(page 34)




Ash




Charcoal

Bridgewood Wall

(page 35)




Cedar Brown




Weathered Grey

Caliber Stone


(page 35)



Charcoal




Sterling




Sierra Grey

Keystone Compac®


Hewnstone (page 36)



Charcoal



Graphite




Sierra Grey




Natural

Keystone Compac®


Smooth Stone (NEW) (page 37)




Charcoal



Graphite



Natural




Sierra Grey

Keystone Linear®

(page 37)




Charcoal



Natural

MADE IN BC




Graphite

MagnumStone™ Wall


(page 38)

FACE OPTIONS




LedgeStone Face

AB ONLY




Boulder Face

VANCOUVER ISLAND ONLY



Stratum Face

COLOURS



Natural Grey

Quarry Stone Wall

(page 39)



Charcoal



Sierra Grey

RomanStack® Wall

(page 39)



Charcoal



Sierra Grey

See BarkmanConcrete.com for any updated information.

Actual colours may vary per region and production facility. Some colours require minimum order quantities.

Additional shipping fees may apply to BC-made products for customers in other provinces.

StackStone® Wall


(page 43)



Charcoal




Desert Buff



Sierra Grey

StackStone® Smooth Wall


(MADE IN BC) (page 44)



Charcoal



Graphite




Sierra Grey

Barkman Landscape Kits

(page 57)




Sierra Grey




Charcoal Accent

Caliber Stone Fireplace System

(page 56)




Sterling



Charcoal Accent

Architextures™ Fire Pit


(page 58)



Ash



Flint




Keystone Charcoal Copping



Sterling

Rosetta® Belvedere Fire Pit, Dimensional Fire Pit


(page 60)




Copper Canyon



Fond du Lac



Northern Charcoal




Pacific Grey

Quarry Stone Fire Pit

(page 59)




Sierra Grey




Charcoal

Caliber Stone Fire Pit

(pages 59)



Charcoal



Sierra Grey

StackStone® Fire Pit

(page 61)




Charcoal




Sierra Grey

StackStone® Fire Pit Copping

(page 61)




Charcoal




Natural

Bridgewood Step

(page 45)




Cedar Brown




Weathered Grey

Rosetta® Dimensional and Grand Flagstone Slabs

(page 29–30)



Copper Canyon



Fond du Lac



Northern Charcoal



Pacific Grey

Rosetta® Dimensional and Irregular Steps


(page 46)



Copper Canyon



Pacific Grey



Fond du Lac




Northern Charcoal

Rosetta® Dimensional Wall

(page 40)



Copper Canyon



Fond du Lac



Northern Charcoal



Pacific Grey

Rosetta® Kodah Wall

(page 40)



Copper Canyon



Pacific Grey



Fond du Lac




Northern Charcoal

Rosetta® Grand Ledge (NEW)


(page 41)



Copper Canyon



Pacific Grey




Fond du Lac




Northern Charcoal

Rosetta® Outcropping Wall

(page 42)




Copper Canyon



Pacific Grey



Fond du Lac



Northern Charcoal

See BarkmanConcrete.com for any updated information.

Actual colours may vary per region and production facility. Some colours require minimum order quantities. Additional shipping fees may apply to BC-made products for customers in other provinces.



barkman™

BarkmanConcrete.com



Steinbach Office and Distribution Centre

152 Brandt Street
Steinbach, MB
R5G 0R2
T 204 326 3445
1 800 461 2278
F 204 326 5915
Steinbach@BarkmanConcrete.com

Winnipeg Office and Distribution Centre

901 Gateway Road
Winnipeg, MB
R2K 3L1
T 204 667 3310
1 800 342 2879
F 204 663 4854
Winnipeg@BarkmanConcrete.com

Calgary Office and Distribution Centre

813 McCool Street
Box 1136,
Crossfield, AB
T0M 0S0
T 403 946 4630
F 403 946 4631
Calgary@BarkmanConcrete.com

Vancouver Office

Port Moody, BC
T 1 800 461 2278
F 604 949 0321
Vancouver@BarkmanConcrete.com

Merritt Office and Distribution Centre

1132 Midday Valley Road
Merritt, BC
V1K 1M9
T 778 661 1408
Vancouver@BarkmanConcrete.com

Saskatoon Distribution Centre

3550 Idylwyld Drive North,
Saskatoon, SK
S7L 6G3
T 1 800 461 2278



Made in Canada